


***FINANCIAL REPORTS FOR THE  
MONTH-END OF FEBRUARY, 2021  
BRADFORD EXEMPTED VILLAGE  
SCHOOL DISTRICT***



BRADFORD BOARD OF EDUCATION

Cash Summary Report

|                    |     | Initial Cash           | MTD Received         | FYTD Received          | MTD Expended         | FYTD Expended          | Fund Balance           | Encumbrance          | Unencumbered Balance   |
|--------------------|-----|------------------------|----------------------|------------------------|----------------------|------------------------|------------------------|----------------------|------------------------|
| Fund:              | 001 | \$ 7,355,961.72        | \$ 521,027.78        | \$ 4,788,686.41        | \$ 446,795.18        | \$ 5,109,926.73        | \$ 7,034,721.40        | \$ 829,165.29        | \$ 6,205,556.11        |
| Fund:              | 002 | \$ 126,247.89          | \$ 0.00              | \$ 39,297.97           | \$ 0.00              | \$ 120,678.85          | \$ 44,867.01           | \$ 0.00              | \$ 44,867.01           |
| Fund:              | 003 | \$ 441,263.90          | \$ 0.00              | \$ 0.00                | \$ 0.00              | \$ 0.00                | \$ 441,263.90          | \$ 0.00              | \$ 441,263.90          |
| Fund:              | 006 | \$ 85,800.79           | \$ 23,768.52         | \$ 126,051.15          | \$ 18,125.34         | \$ 152,644.19          | \$ 59,207.75           | \$ 35,254.79         | \$ 23,952.96           |
| Fund:              | 007 | \$ 47,192.06           | \$ 0.00              | \$ 5,400.00            | \$ 0.00              | \$ 7,000.00            | \$ 45,592.06           | \$ 10,375.00         | \$ 35,217.06           |
| Fund:              | 008 | \$ 53,556.87           | \$ 4.02              | \$ 69.69               | \$ 0.00              | \$ 0.00                | \$ 53,626.56           | \$ 1,000.00          | \$ 52,626.56           |
| Fund:              | 009 | \$ 4,355.47            | \$ 321.00            | \$ 2,519.50            | \$ 0.00              | \$ 2,410.34            | \$ 4,464.63            | \$ 148.14            | \$ 4,316.49            |
| Fund:              | 010 | \$ 0.00                | \$ 0.00              | \$ 0.00                | \$ 0.00              | \$ 0.00                | \$ 0.00                | \$ 0.00              | \$ 0.00                |
| Fund:              | 018 | \$ 35,555.15           | \$ 170.25            | \$ 3,319.30            | \$ (1,027.56)        | \$ 4,070.80            | \$ 34,803.65           | \$ 5,171.06          | \$ 29,632.59           |
| Fund:              | 019 | \$ 38,284.63           | \$ 0.00              | \$ 18,230.97           | \$ 1,750.00          | \$ 9,255.60            | \$ 47,260.00           | \$ 7,543.95          | \$ 39,716.05           |
| Fund:              | 020 | \$ 0.00                | \$ 0.00              | \$ 0.00                | \$ 0.00              | \$ 0.00                | \$ 0.00                | \$ 0.00              | \$ 0.00                |
| Fund:              | 022 | \$ 905.84              | \$ 1,500.00          | \$ 1,500.00            | \$ 0.00              | \$ 0.00                | \$ 2,405.84            | \$ 0.00              | \$ 2,405.84            |
| Fund:              | 034 | \$ 528,140.45          | \$ 0.00              | \$ 8,813.13            | \$ 0.00              | \$ 152.50              | \$ 536,801.08          | \$ 0.00              | \$ 536,801.08          |
| Fund:              | 200 | \$ 33,387.03           | \$ 316.86            | \$ 28,263.36           | \$ 3,145.79          | \$ 25,437.47           | \$ 36,212.92           | \$ 7,947.81          | \$ 28,265.11           |
| Fund:              | 300 | \$ 13,164.99           | \$ 11,006.58         | \$ 83,005.87           | \$ 1,620.49          | \$ 49,660.80           | \$ 46,510.06           | \$ 19,591.44         | \$ 26,918.62           |
| Fund:              | 416 | \$ 0.00                | \$ 0.00              | \$ 0.00                | \$ 0.00              | \$ 0.00                | \$ 0.00                | \$ 0.00              | \$ 0.00                |
| Fund:              | 432 | \$ 0.00                | \$ 0.00              | \$ 0.00                | \$ 0.00              | \$ 0.00                | \$ 0.00                | \$ 0.00              | \$ 0.00                |
| Fund:              | 450 | \$ 0.00                | \$ 0.00              | \$ 0.00                | \$ 0.00              | \$ 0.00                | \$ 0.00                | \$ 0.00              | \$ 0.00                |
| Fund:              | 451 | \$ 0.00                | \$ 0.00              | \$ 5,400.00            | \$ 0.00              | \$ 0.00                | \$ 5,400.00            | \$ 3,600.00          | \$ 1,800.00            |
| Fund:              | 452 | \$ 0.00                | \$ 0.00              | \$ 0.00                | \$ 0.00              | \$ 0.00                | \$ 0.00                | \$ 0.00              | \$ 0.00                |
| Fund:              | 454 | \$ 0.00                | \$ 0.00              | \$ 0.00                | \$ 0.00              | \$ 0.00                | \$ 0.00                | \$ 0.00              | \$ 0.00                |
| Fund:              | 458 | \$ 0.00                | \$ 0.00              | \$ 0.00                | \$ 0.00              | \$ 0.00                | \$ 0.00                | \$ 0.00              | \$ 0.00                |
| Fund:              | 459 | \$ 0.00                | \$ 0.00              | \$ 0.00                | \$ 0.00              | \$ 0.00                | \$ 0.00                | \$ 0.00              | \$ 0.00                |
| Fund:              | 460 | \$ 0.00                | \$ 0.00              | \$ 0.00                | \$ 0.00              | \$ 0.00                | \$ 0.00                | \$ 0.00              | \$ 0.00                |
| Fund:              | 467 | \$ 135,598.11          | \$ 112,439.00        | \$ 224,874.00          | \$ 20,466.83         | \$ 53,873.49           | \$ 306,598.62          | \$ 17,901.83         | \$ 288,696.79          |
| Fund:              | 499 | \$ 40,000.00           | \$ 55,921.13         | \$ 155,921.13          | \$ 55,921.13         | \$ 95,921.13           | \$ 100,000.00          | \$ 0.00              | \$ 100,000.00          |
| Fund:              | 504 | \$ 0.00                | \$ 0.00              | \$ 0.00                | \$ 0.00              | \$ 0.00                | \$ 0.00                | \$ 0.00              | \$ 0.00                |
| Fund:              | 506 | \$ 0.00                | \$ 0.00              | \$ 0.00                | \$ 0.00              | \$ 0.00                | \$ 0.00                | \$ 0.00              | \$ 0.00                |
| Fund:              | 507 | \$ 0.00                | \$ 4,717.43          | \$ 195,989.28          | \$ 0.00              | \$ 97,994.64           | \$ 97,994.64           | \$ 0.00              | \$ 97,994.64           |
| Fund:              | 510 | \$ 0.00                | \$ 600.86            | \$ 57,126.92           | \$ 381.71            | \$ 28,563.63           | \$ 28,563.29           | \$ 0.00              | \$ 28,563.29           |
| Fund:              | 516 | \$ 0.00                | \$ 10,088.66         | \$ 159,329.90          | \$ 8,088.66          | \$ 58,531.94           | \$ 100,797.96          | \$ 42,354.68         | \$ 58,443.28           |
| Fund:              | 532 | \$ 0.00                | \$ 0.00              | \$ 0.00                | \$ 0.00              | \$ 0.00                | \$ 0.00                | \$ 0.00              | \$ 0.00                |
| Fund:              | 533 | \$ 0.00                | \$ 0.00              | \$ 0.00                | \$ 0.00              | \$ 0.00                | \$ 0.00                | \$ 0.00              | \$ 0.00                |
| Fund:              | 572 | \$ 1,234.36            | \$ 0.00              | \$ 99,567.09           | \$ 15,291.69         | \$ 99,513.36           | \$ 1,288.09            | \$ 108.05            | \$ 1,180.04            |
| Fund:              | 573 | \$ 0.00                | \$ 0.00              | \$ 0.00                | \$ 0.00              | \$ 0.00                | \$ 0.00                | \$ 0.00              | \$ 0.00                |
| Fund:              | 584 | \$ 0.00                | \$ 0.00              | \$ 0.00                | \$ 0.00              | \$ 0.00                | \$ 0.00                | \$ 0.00              | \$ 0.00                |
| Fund:              | 587 | \$ 0.00                | \$ 0.00              | \$ 10.96               | \$ 0.00              | \$ 10.96               | \$ 0.00                | \$ 0.00              | \$ 0.00                |
| Fund:              | 590 | \$ 0.00                | \$ 0.00              | \$ 11,994.66           | \$ 0.00              | \$ 0.00                | \$ 11,994.66           | \$ 0.00              | \$ 11,994.66           |
| Fund:              | 599 | \$ 6,125.19            | \$ 29,380.88         | \$ 248,191.90          | \$ 7,698.32          | \$ 104,237.74          | \$ 150,079.35          | \$ 610.37            | \$ 149,468.98          |
| <b>Grand Total</b> |     | <b>\$ 8,946,774.45</b> | <b>\$ 771,262.97</b> | <b>\$ 6,263,563.19</b> | <b>\$ 578,257.58</b> | <b>\$ 6,019,884.17</b> | <b>\$ 9,190,453.47</b> | <b>\$ 980,772.41</b> | <b>\$ 8,209,681.06</b> |

BRADFORD BOARD OF EDUCATION

Cash Summary Report

| Full Account Code | Description                                   | Initial Cash    | MTD Received  | FYTD Received   | MTD Expended  | FYTD Expended   | Fund Balance    | Encumbrance   | Unencumbered Balance |
|-------------------|-----------------------------------------------|-----------------|---------------|-----------------|---------------|-----------------|-----------------|---------------|----------------------|
| 001-0000          | GENERAL FUND                                  | \$ 7,493,263.58 | \$ 520,346.61 | \$ 4,782,609.01 | \$ 502,563.72 | \$ 4,890,480.45 | \$ 7,385,392.14 | \$ 827,230.03 | \$ 6,558,162.11      |
| 001-9000          | GENERAL                                       | 5,151.82        | 0.00          | 0.00            | 0.00          | 0.00            | 5,151.82        | 0.00          | 5,151.82             |
| 001-9001          | GENERAL                                       | 0.00            | 0.00          | 0.00            | 0.00          | 0.00            | 0.00            | 0.00          | 0.00                 |
| 001-9002          | SED BUS PURCHASE SET-ASIDES DARKE CO          | 31,156.92       | 0.00          | 0.00            | 0.00          | 0.00            | 31,156.92       | 0.00          | 31,156.92            |
| 001-9003          | MH BUS PURCHASE SET-ASIDES - DARKE CO         | 66,502.99       | 0.00          | 0.00            | 0.00          | 0.00            | 66,502.99       | 0.00          | 66,502.99            |
| 001-9021          | EXPENDITURES FOR THE 2019-2020 YEAR           | 0.00            | 0.00          | 0.00            | 0.00          | 0.00            | 0.00            | 0.00          | 0.00                 |
| 001-9045          | GENERAL                                       | 84,423.50       | 0.00          | 3,659.55        | 0.00          | 0.00            | 88,083.05       | 0.00          | 88,083.05            |
| 001-9118          | STRIVING READERS GRANT GF 18-19               | (5,751.65)      | 0.00          | 0.00            | 0.00          | 0.00            | (5,751.65)      | 0.00          | (5,751.65)           |
| 001-9119          | STRIVING READERS GRANT                        | (17,713.99)     | 0.00          | 0.00            | 0.00          | 0.00            | (17,713.99)     | 0.00          | (17,713.99)          |
| 001-9120          | 2020 STRIVING READERS GRANT                   | 0.00            | 0.00          | 0.00            | 0.00          | 0.00            | 0.00            | 0.00          | 0.00                 |
| 001-9121          | TEXTBOOK AND INSTRUCTIONAL MATERIALS SET-ASID | 75,363.20       | 0.00          | 0.00            | 100.00        | 11,392.70       | 63,970.50       | 894.24        | 63,076.26            |
| 001-9122          | CAPITAL MAINTENANCE SET-ASIDES                | (497,724.69)    | 0.00          | 0.00            | (55,921.13)   | 150,387.69      | (648,112.38)    | 129.99        | (648,242.37)         |
| 001-9125          | Cafeteria Plan Refunds                        | 651.98          | 0.00          | 0.00            | 0.00          | 0.00            | 651.98          | 0.00          | 651.98               |
| 001-9139          | Miami County Services                         | (3,750.00)      | 0.00          | 0.00            | 0.00          | 0.00            | (3,750.00)      | 0.00          | (3,750.00)           |
| 001-9154          | MEDICAID REIMBURSEMENT                        | 21,799.90       | 601.68        | 2,068.03        | 0.00          | 0.00            | 23,867.93       | 0.00          | 23,867.93            |
| 001-9158          | OHIO HIGH SCHOOL ATHLETIC ASSN                | 404.65          | 0.00          | 0.00            | 0.00          | 0.00            | 404.65          | 0.00          | 404.65               |
| 001-9194          | GENERAL FUND - STATE BUS PURCHASE ALLOWANCE   | 425.00          | 0.00          | 0.00            | 0.00          | 0.00            | 425.00          | 0.00          | 425.00               |
| 001-9195          | GENERAL FUND - PARITY                         | 116,690.81      | 0.00          | 0.00            | 0.00          | 0.00            | 116,690.81      | 0.00          | 116,690.81           |
| 001-9201          | TUITION REIMBURSEMENT REPAYMENT               | 750.00          | 0.00          | 0.00            | 0.00          | 0.00            | 750.00          | 0.00          | 750.00               |
| 001-9202          | GENERAL                                       | 0.00            | 0.00          | 0.00            | 0.00          | 0.00            | 0.00            | 0.00          | 0.00                 |
| 001-9215          | BOOSTER CLUB MONEY FOR FOOD ACTIVITIES        | 10.76           | 0.00          | 236.38          | 52.59         | 88.97           | 158.17          | 911.03        | (752.86)             |
| 001-9221          | TRANSPORATION USING VAN                       | (379.47)        | 0.00          | 0.00            | 0.00          | 0.00            | (379.47)        | 0.00          | (379.47)             |
| 001-9222          | GENERAL                                       | 643.45          | 79.49         | 113.44          | 0.00          | 0.00            | 756.89          | 0.00          | 756.89               |
| 001-9318          | PETTY CASH ACCOUNTS                           | 0.00            | 0.00          | 0.00            | 0.00          | 100.00          | (100.00)        | 0.00          | (100.00)             |
| 001-9320          | GENERAL                                       | 30.00           | 0.00          | 0.00            | 0.00          | 0.00            | 30.00           | 0.00          | 30.00                |
| 001-9412          | GENERAL STATE SETASIDE                        | 113,345.65      | 0.00          | 0.00            | 0.00          | 0.00            | 113,345.65      | 0.00          | 113,345.65           |
| 001-9500          | GENERAL                                       | 13,400.00       | 0.00          | 0.00            | 0.00          | 27,248.00       | (13,848.00)     | 0.00          | (13,848.00)          |
| 001-9718          | GENERAL                                       | (62,728.71)     | 0.00          | 0.00            | 0.00          | 0.00            | (62,728.71)     | 0.00          | (62,728.71)          |
| 001-9819          | FEDERAL GRANT EXPENDITURES IN GENERAL FUND    | (40,485.95)     | 0.00          | 0.00            | 0.00          | 0.00            | (40,485.95)     | 0.00          | (40,485.95)          |
| 001-9900          | Previous Years Expenditures                   | (15,088.66)     | 0.00          | 0.00            | 0.00          | 0.00            | (15,088.66)     | 0.00          | (15,088.66)          |
| 001-9920          | EXPENDITURES FOR THE 2019-2020 YEAR           | (24,429.37)     | 0.00          | 0.00            | 0.00          | 30,228.92       | (54,658.29)     | 0.00          | (54,658.29)          |

BRADFORD BOARD OF EDUCATION

Cash Summary Report

| Full Account Code | Description                                         | Initial Cash  | MTD Received | FYTD Received | MTD Expended | FYTD Expended | Fund Balance | Encumbrance | Unencumbered Balance |
|-------------------|-----------------------------------------------------|---------------|--------------|---------------|--------------|---------------|--------------|-------------|----------------------|
| 002-0000          | BOND RETIREMENT 4.12 MILLS<br>BOND REG/BLDG 2020    | \$ 107,250.25 | \$ 0.00      | \$ 34,227.31  | \$ 0.00      | \$ 105,591.26 | \$ 35,886.30 | \$ 0.00     | \$ 35,886.30         |
| 002-9020          | BOND RETIREMENT .58 MILLS<br>BOND SITE 2020         | 18,997.64     | 0.00         | 5,070.66      | 0.00         | 15,087.59     | 8,980.71     | 0.00        | 8,980.71             |
| 003-0000          | PERMANENT IMPROVEMENT<br>FUND                       | 441,263.90    | 0.00         | 0.00          | 0.00         | 0.00          | 441,263.90   | 0.00        | 441,263.90           |
| 006-0000          | LUNCHROOM/FOOD SERVICE                              | 85,800.79     | 23,768.52    | 126,051.15    | 18,125.34    | 152,564.19    | 59,287.75    | 35,254.79   | 24,032.96            |
| 006-9318          | PETTY CASH ACCOUNTS                                 | 0.00          | 0.00         | 0.00          | 0.00         | 80.00         | (80.00)      | 0.00        | (80.00)              |
| 007-9000          | UNCLAIMED FUNDS                                     | 489.73        | 0.00         | 0.00          | 0.00         | 0.00          | 489.73       | 0.00        | 489.73               |
| 007-9212          | BRYANT ANDREW BYERS<br>SCHOLARSHIP                  | 0.00          | 0.00         | 900.00        | 0.00         | 0.00          | 900.00       | 0.00        | 900.00               |
| 007-9900          | BRADFORD FIRE & RESCUE<br>SCHOLARSHIP               | 500.00        | 0.00         | 0.00          | 0.00         | 500.00        | 0.00         | 0.00        | 0.00                 |
| 007-9901          | CREIGLOW SCHOLARSHIP<br>FUND                        | 0.00          | 0.00         | 0.00          | 0.00         | 0.00          | 0.00         | 0.00        | 0.00                 |
| 007-9902          | BLESSED DIRECTION INC.<br>SCHOLARSHIP               | 6,176.78      | 0.00         | 0.00          | 0.00         | 0.00          | 6,176.78     | 1,500.00    | 4,676.78             |
| 007-9903          | MAX WEAVER SCHOLARSHIP<br>FUND                      | 500.00        | 0.00         | 0.00          | 0.00         | 0.00          | 500.00       | 0.00        | 500.00               |
| 007-9904          | CLASS OF 1957 SCHOLARSHIP<br>FUND                   | 0.00          | 0.00         | 0.00          | 0.00         | 0.00          | 0.00         | 0.00        | 0.00                 |
| 007-9905          | CHAD NOLAN<br>SCHOLARSHIP/MISC                      | 1,000.00      | 0.00         | 0.00          | 0.00         | 500.00        | 500.00       | 500.00      | 0.00                 |
| 007-9906          | COVINGTON EAGLES<br>SCHOLARSHIP FUND                | 3,774.62      | 0.00         | 0.00          | 0.00         | 1,000.00      | 2,774.62     | 0.00        | 2,774.62             |
| 007-9907          | PEPSI AND COCA-COLA<br>SCHOLARSHIP FUNDS            | 1,500.00      | 0.00         | 0.00          | 0.00         | 500.00        | 1,000.00     | 0.00        | 1,000.00             |
| 007-9908          | RICHARD "DICK" HARMON<br>SCHOLARSHIP FUND           | 22,633.92     | 0.00         | 0.00          | 0.00         | 0.00          | 22,633.92    | 3,750.00    | 18,883.92            |
| 007-9909          | VERNON LINDEMAN LINEMAN<br>SCHOLARSHIP              | 1,000.00      | 0.00         | 0.00          | 0.00         | 1,000.00      | 0.00         | 0.00        | 0.00                 |
| 007-9910          | AAA SCHOLARSHIP FUND                                | 0.00          | 0.00         | 0.00          | 0.00         | 0.00          | 0.00         | 0.00        | 0.00                 |
| 007-9911          | RAY PRUITT SCHOLARSHIP<br>FUND                      | 0.00          | 0.00         | 0.00          | 0.00         | 0.00          | 0.00         | 0.00        | 0.00                 |
| 007-9912          | HAROLD MARKER<br>SCHOLARSHIP FUND                   | 4,000.00      | 0.00         | 4,000.00      | 0.00         | 3,000.00      | 5,000.00     | 0.00        | 5,000.00             |
| 007-9913          | COVINGTON SAVINGS & LOAN<br>SCHOLARSHIP             | 500.00        | 0.00         | 0.00          | 0.00         | 500.00        | 0.00         | 0.00        | 0.00                 |
| 007-9914          | WADE SPENCER SCHOLARSHIP<br>FUND                    | 0.00          | 0.00         | 0.00          | 0.00         | 0.00          | 0.00         | 0.00        | 0.00                 |
| 007-9915          | IVA ROOT SCHOLARSHIP                                | 0.00          | 0.00         | 500.00        | 0.00         | 0.00          | 500.00       | 500.00      | 0.00                 |
| 007-9977          | HERSHEY SCHOLARSHIP<br>DONATION-CLASS OF 1977       | 125.00        | 0.00         | 0.00          | 0.00         | 0.00          | 125.00       | 125.00      | 0.00                 |
| 007-9994          | BRADFORD EDUCATION ASSN.<br>SCHOLARSHIP FUND        | 0.00          | 0.00         | 0.00          | 0.00         | 0.00          | 0.00         | 0.00        | 0.00                 |
| 007-9996          | PRODUCTION PAINT<br>FINISHERS GRANT/SPECIAL<br>TRUS | 4,992.01      | 0.00         | 0.00          | 0.00         | 0.00          | 4,992.01     | 4,000.00    | 992.01               |

BRADFORD BOARD OF EDUCATION

Cash Summary Report

| Full Account Code | Description                                    | Initial Cash | MTD Received | FYTD Received | MTD Expended | FYTD Expended | Fund Balance | Encumbrance | Unencumbered Balance |
|-------------------|------------------------------------------------|--------------|--------------|---------------|--------------|---------------|--------------|-------------|----------------------|
| 008-0000          | WADE KINDERGARTEN                              | \$ 10,516.40 | \$ 0.79      | \$ 13.21      | \$ 0.00      | \$ 0.00       | \$ 10,529.61 | \$ 0.00     | \$ 10,529.61         |
| 008-9202          | BEARD ENDOWMENT                                | 43,040.47    | 3.23         | 56.48         | 0.00         | 0.00          | 43,096.95    | 1,000.00    | 42,096.95            |
| 009-9118          | ART ACCOUNTS ESTES                             | 2,446.42     | 95.00        | 1,067.50      | 0.00         | 1,517.96      | 1,995.96     | 23.46       | 1,972.50             |
| 009-9130          | BUSINESS ACCOUNTS MOORE                        | 921.00       | 86.00        | 375.00        | 0.00         | 0.00          | 1,296.00     | 0.00        | 1,296.00             |
| 009-9210          | FFA ACCOUNTS BAUMER                            | 20.00        | 0.00         | 502.50        | 0.00         | 0.00          | 522.50       | 0.00        | 522.50               |
| 009-9238          | SCIENCE ACCOUNTS WHITE                         | 968.05       | 140.00       | 574.50        | 0.00         | 892.38        | 650.17       | 124.68      | 525.49               |
| 010-0000          | CLASSROOM FACILITIES                           | 0.00         | 0.00         | 0.00          | 0.00         | 0.00          | 0.00         | 0.00        | 0.00                 |
| 018-9110          | PRINCIPAL FUND - ELEMENTARY                    | 16,170.83    | (32.38)      | 1,413.38      | (1,299.09)   | 3,290.39      | 14,293.82    | 3,556.12    | 10,737.70            |
| 018-9111          | ELEMENTARY PRINCIPAL SIGN FUND                 | 0.00         | 0.00         | 0.00          | 0.00         | 0.00          | 0.00         | 0.00        | 0.00                 |
| 018-9112          | ELEMENTARY PRINCIPAL ALL ABOARD                | 0.00         | 0.00         | 0.00          | 0.00         | 0.00          | 0.00         | 0.00        | 0.00                 |
| 018-9113          | ELEMENTARY PRINCIPAL -BOX TOPS                 | 12,917.65    | 0.00         | 173.00        | 0.00         | 5.35          | 13,085.30    | 0.00        | 13,085.30            |
| 018-9130          | HIGH SCHOOL PRINCIPAL FUND                     | 3,828.67     | 202.63       | 1,732.92      | 271.53       | 775.06        | 4,786.53     | 1,294.94    | 3,491.59             |
| 018-9131          | HIGH SCHOOL PRINCIPAL (AFTER PROM) FUND        | 450.00       | 0.00         | 0.00          | 0.00         | 0.00          | 450.00       | 320.00      | 130.00               |
| 018-9222          | HIGH SCHOOL PRINCIPAL FUND LIBRARY             | 2,188.00     | 0.00         | 0.00          | 0.00         | 0.00          | 2,188.00     | 0.00        | 2,188.00             |
| 019-0000          | OTHER GRANT                                    | 0.00         | 0.00         | 0.97          | 0.00         | 0.00          | 0.97         | 0.00        | 0.97                 |
| 019-9001          | SHOPA KIDS IN NEED FOUNDATION GRANT            | 0.00         | 0.00         | 0.00          | 0.00         | 0.00          | 0.00         | 0.00        | 0.00                 |
| 019-9002          | MIAMI COUNTY FOUNDATION - HS MUSIC DEPARTMENT  | 0.00         | 0.00         | 0.00          | 0.00         | 0.00          | 0.00         | 0.00        | 0.00                 |
| 019-9003          | MIAMI COUNTY FOUNDATION- FEELING GOOD MILE HIG | 0.00         | 0.00         | 0.00          | 0.00         | 0.00          | 0.00         | 0.00        | 0.00                 |
| 019-9004          | RADIO & TEL NEWS DIRECTORS FOUND MEDIA TECH    | 12.41        | 0.00         | 0.00          | 0.00         | 0.00          | 12.41        | 0.00        | 12.41                |
| 019-9005          | ECO GARDEN GRANT MIAMI COUNTY PARK DISTRICT    | 500.00       | 0.00         | 0.00          | 0.00         | 0.00          | 500.00       | 0.00        | 500.00               |
| 019-9006          | ECO GARDEN GRANT- TROY FOUNDATION              | 0.00         | 0.00         | 0.00          | 0.00         | 0.00          | 0.00         | 0.00        | 0.00                 |
| 019-9007          | REED - VALEDICTORIAN/MEMORIAL                  | 309.58       | 0.00         | 0.00          | 0.00         | 0.00          | 309.58       | 0.00        | 309.58               |
| 019-9008          | MIAMI COUNTY FOUNDATION ECO GARDEN GRANT       | 0.00         | 0.00         | 0.00          | 0.00         | 0.00          | 0.00         | 0.00        | 0.00                 |
| 019-9009          | ELEMENTARY ART - TROY FOUNDATION               | 12.91        | 0.00         | 0.00          | 0.00         | 0.00          | 12.91        | 0.00        | 12.91                |
| 019-9011          | MIAMI COUNTY FOUNDATION ALL ABOARD PROGRAM     | 102.22       | 0.00         | 0.00          | 0.00         | 0.00          | 102.22       | 0.00        | 102.22               |
| 019-9012          | MAC GRANT                                      | 0.00         | 0.00         | 0.00          | 0.00         | 0.00          | 0.00         | 0.00        | 0.00                 |
| 019-9013          | ALL-ABOARD- OTHER GRANT                        | 0.00         | 0.00         | 0.00          | 0.00         | 0.00          | 0.00         | 0.00        | 0.00                 |
| 019-9014          | TROY FOUNDATION SUMMER ART CAMP                | 0.00         | 0.00         | 0.00          | 0.00         | 0.00          | 0.00         | 0.00        | 0.00                 |

## BRADFORD BOARD OF EDUCATION

## Cash Summary Report

| Full Account Code | Description                                       | Initial Cash | MTD Received | FYTD Received | MTD Expended | FYTD Expended | Fund Balance | Encumbrance | Unencumbered Balance |
|-------------------|---------------------------------------------------|--------------|--------------|---------------|--------------|---------------|--------------|-------------|----------------------|
| 019-9015          | MIAMI COUNTY FOUNDATION<br>ELEMENTARY GRANT       | \$ 0.00      | \$ 0.00      | \$ 0.00       | \$ 0.00      | \$ 0.00       | \$ 0.00      | \$ 0.00     | \$ 0.00              |
| 019-9016          | PTO-ELEMENTARY<br>TECHNOLOGY GRANT                | 0.00         | 0.00         | 0.00          | 0.00         | 0.00          | 0.00         | 0.00        | 0.00                 |
| 019-9017          | EAGLES-COVINGTON<br>DONATION                      | 5,927.64     | 0.00         | 0.00          | 0.00         | 0.00          | 5,927.64     | 0.00        | 5,927.64             |
| 019-9018          | MIAMI COUNTY FOUNDATION-<br>ART DISCOVERY CAMP    | 512.62       | 0.00         | 0.00          | 0.00         | 0.00          | 512.62       | 0.00        | 512.62               |
| 019-9019          | COVINGTON EAGLES<br>DONATION                      | 7,000.00     | 0.00         | 7,000.00      | 0.00         | 0.00          | 14,000.00    | 0.00        | 14,000.00            |
| 019-9020          | MIAMI COUNTY FOUNDATION<br>MEDIA CENTER GRANT     | 0.00         | 0.00         | 0.00          | 0.00         | 0.00          | 0.00         | 0.00        | 0.00                 |
| 019-9021          | TROY FOUNDATION FIELD TRIP<br>GRANT               | 0.00         | 0.00         | 0.00          | 0.00         | 0.00          | 0.00         | 0.00        | 0.00                 |
| 019-9022          | MISCELLANEOUS FIELD TRIP<br>GRANTS                | 758.76       | 0.00         | 0.00          | 0.00         | 0.00          | 758.76       | 0.00        | 758.76               |
| 019-9023          | VIVIAN RUSSELL<br>KINDERGARTEN FUND               | 57.87        | 0.00         | 0.00          | 0.00         | 0.00          | 57.87        | 0.00        | 57.87                |
| 019-9024          | ANNA BIER ART GRANT                               | 593.99       | 0.00         | 0.00          | 0.00         | 68.97         | 525.02       | 15.00       | 510.02               |
| 019-9025          | COMMUNITY BLOOD CENTER<br>GRANT                   | 0.00         | 0.00         | 0.00          | 0.00         | 0.00          | 0.00         | 0.00        | 0.00                 |
| 019-9026          | BELIEVE IN OHIO GRANT                             | 0.00         | 0.00         | 0.00          | 0.00         | 0.00          | 0.00         | 0.00        | 0.00                 |
| 019-9027          | TRI-COUNTY BOARD OF REC<br>AND MENTAL HEALTH GRA  | 0.00         | 0.00         | 0.00          | 0.00         | 0.00          | 0.00         | 0.00        | 0.00                 |
| 019-9131          | MIAMI COUNTY FOUNDATION<br>SEMI-ANNUAL GRANT      | 1,772.89     | 0.00         | 0.00          | 0.00         | 0.00          | 1,772.89     | 0.00        | 1,772.89             |
| 019-9132          | OTHER GRANT RENAISSANCE                           | 0.00         | 0.00         | 0.00          | 0.00         | 0.00          | 0.00         | 0.00        | 0.00                 |
| 019-9139          | Miami County Foundation 2019-<br>2020 Grants      | 6,000.00     | 0.00         | 0.00          | 0.00         | 6,000.00      | 0.00         | 0.00        | 0.00                 |
| 019-9181          | MIAMI COUNTY PARKS -<br>GIZMOS GRANT              | 10.00        | 0.00         | 0.00          | 0.00         | 0.00          | 10.00        | 0.00        | 10.00                |
| 019-9182          | Miami County Parks-7th Growth<br>Mindsets         | 0.00         | 0.00         | 1,750.00      | 1,750.00     | 1,750.00      | 0.00         | 0.00        | 0.00                 |
| 019-9191          | MIAMI CO FOUNDATION-<br>PHONES/RADIOS             | 0.00         | 0.00         | 0.00          | 0.00         | 0.00          | 0.00         | 0.00        | 0.00                 |
| 019-9192          | MIAMI CO FOUNDATION-<br>FRENCH HORNS              | 0.00         | 0.00         | 0.00          | 0.00         | 0.00          | 0.00         | 0.00        | 0.00                 |
| 019-9193          | MIAMI CO FOUNDATION-<br>CAMERAS                   | 0.00         | 0.00         | 0.00          | 0.00         | 0.00          | 0.00         | 0.00        | 0.00                 |
| 019-9222          | OTHER GRANT LIBRARY                               | 210.00       | 0.00         | 0.00          | 0.00         | 0.00          | 210.00       | 0.00        | 210.00               |
| 019-9230          | OTHER GRANT                                       | 150.00       | 0.00         | 0.00          | 0.00         | 0.00          | 150.00       | 0.00        | 150.00               |
| 019-9239          | Miami County Grant for IPADS                      | 70.00        | 0.00         | 0.00          | 0.00         | 0.00          | 70.00        | 0.00        | 70.00                |
| 019-9272          | Miami County Foundation Grant-<br>Water Fountains | 1.25         | 0.00         | 7,380.00      | 0.00         | 0.00          | 7,381.25     | 7,380.00    | 1.25                 |
| 019-9340          | Miami County Foundation Grant-<br>3-D Printer     | 0.00         | 0.00         | 0.00          | 0.00         | 0.00          | 0.00         | 0.00        | 0.00                 |
| 019-9410          | GRANT FROM DARKE COUNTY<br>FOUNDATION             | 882.49       | 0.00         | 800.00        | 0.00         | 1,436.63      | 245.86       | 148.95      | 96.91                |

BRADFORD BOARD OF EDUCATION

Cash Summary Report

| Full Account Code | Description                                    | Initial Cash | MTD Received | FYTD Received | MTD Expended | FYTD Expended | Fund Balance | Encumbrance | Unencumbered Balance |
|-------------------|------------------------------------------------|--------------|--------------|---------------|--------------|---------------|--------------|-------------|----------------------|
| 019-9421          | DARKE COUNTY FOUNDATION COMMUNITY GARDEN GRANT | \$ 0.00      | \$ 0.00      | \$ 1,300.00   | \$ 0.00      | \$ 0.00       | \$ 1,300.00  | \$ 0.00     | \$ 1,300.00          |
| 019-9517          | OTHER GRANT                                    | 6,400.00     | 0.00         | 0.00          | 0.00         | 0.00          | 6,400.00     | 0.00        | 6,400.00             |
| 019-9920          | COVINGTON EAGLES DONATION                      | 7,000.00     | 0.00         | 0.00          | 0.00         | 0.00          | 7,000.00     | 0.00        | 7,000.00             |
| 020-9989          | EARLY CHILDHOOD/PRE-SCHOOL                     | 0.00         | 0.00         | 0.00          | 0.00         | 0.00          | 0.00         | 0.00        | 0.00                 |
| 022-0000          | OHSAA TOURNAMENT ACCOUNTS                      | 0.00         | 1,500.00     | 1,500.00      | 0.00         | 0.00          | 1,500.00     | 0.00        | 1,500.00             |
| 022-9617          | unclaimed funds for 2016-2017                  | 0.00         | 0.00         | 0.00          | 0.00         | 0.00          | 0.00         | 0.00        | 0.00                 |
| 022-9718          | DISTRICT AGENCY                                | 777.85       | 0.00         | 0.00          | 0.00         | 0.00          | 777.85       | 0.00        | 777.85               |
| 022-9819          | UNCASHED FUNDS FOR 2018-2019                   | 127.99       | 0.00         | 0.00          | 0.00         | 0.00          | 127.99       | 0.00        | 127.99               |
| 034-0000          | CLASSROOM FACILITY MAINTENANCE                 | 526,612.23   | 0.00         | 8,750.67      | 0.00         | 152.50        | 535,210.40   | 0.00        | 535,210.40           |
| 034-9045          | MAINTENANCE FUND DELINQUENCIES                 | 1,528.22     | 0.00         | 62.46         | 0.00         | 0.00          | 1,590.68     | 0.00        | 1,590.68             |
| 200-9000          | MULTIPLE DISABILITIES CLASS                    | 2,664.58     | 0.00         | 0.00          | 0.00         | 0.00          | 2,664.58     | 0.00        | 2,664.58             |
| 200-9003          | CLASS OF 2003                                  | 0.00         | 0.00         | 0.00          | 0.00         | 0.00          | 0.00         | 0.00        | 0.00                 |
| 200-9004          | CLASS OF 2004                                  | 0.00         | 0.00         | 0.00          | 0.00         | 0.00          | 0.00         | 0.00        | 0.00                 |
| 200-9005          | CLASS OF 2005                                  | 0.00         | 0.00         | 0.00          | 0.00         | 0.00          | 0.00         | 0.00        | 0.00                 |
| 200-9006          | CLASS OF 2006                                  | 0.00         | 0.00         | 0.00          | 0.00         | 0.00          | 0.00         | 0.00        | 0.00                 |
| 200-9007          | CLASS OF 2007                                  | 0.00         | 0.00         | 0.00          | 0.00         | 0.00          | 0.00         | 0.00        | 0.00                 |
| 200-9008          | CLASS OF 2008                                  | 0.00         | 0.00         | 0.00          | 0.00         | 0.00          | 0.00         | 0.00        | 0.00                 |
| 200-9009          | CLASS OF 2009                                  | 0.00         | 0.00         | 0.00          | 0.00         | 0.00          | 0.00         | 0.00        | 0.00                 |
| 200-9010          | CLASS OF 2010                                  | 0.00         | 0.00         | 0.00          | 0.00         | 0.00          | 0.00         | 0.00        | 0.00                 |
| 200-9011          | CLASS OF 2011                                  | 0.00         | 0.00         | 0.00          | 0.00         | 0.00          | 0.00         | 0.00        | 0.00                 |
| 200-9012          | CLASS OF 2012                                  | 0.00         | 0.00         | 0.00          | 0.00         | 0.00          | 0.00         | 0.00        | 0.00                 |
| 200-9013          | CLASS OF 2013                                  | 0.00         | 0.00         | 0.00          | 0.00         | 0.00          | 0.00         | 0.00        | 0.00                 |
| 200-9014          | CLASS OF 2014                                  | 0.00         | 0.00         | 0.00          | 0.00         | 0.00          | 0.00         | 0.00        | 0.00                 |
| 200-9015          | CLASS OF 2015                                  | 0.00         | 0.00         | 0.00          | 0.00         | 0.00          | 0.00         | 0.00        | 0.00                 |
| 200-9016          | CLASS OF 2016                                  | 0.00         | 0.00         | 0.00          | 0.00         | 0.00          | 0.00         | 0.00        | 0.00                 |
| 200-9017          | CLASS OF 2017                                  | 0.00         | 0.00         | 0.00          | 0.00         | 0.00          | 0.00         | 0.00        | 0.00                 |
| 200-9018          | CLASS OF 2018                                  | 0.00         | 0.00         | 0.00          | 0.00         | 0.00          | 0.00         | 0.00        | 0.00                 |
| 200-9019          | CLASS OF 2019                                  | 0.00         | 0.00         | 0.00          | 0.00         | 0.00          | 0.00         | 0.00        | 0.00                 |
| 200-9020          | CLASS OF 2020                                  | 0.00         | 0.00         | 0.00          | 0.00         | 0.00          | 0.00         | 0.00        | 0.00                 |
| 200-9021          | CLASS OF 2021                                  | 3,333.26     | 0.00         | 260.00        | 0.00         | 966.96        | 2,626.30     | 1,830.00    | 796.30               |
| 200-9022          | CLASS OF 2022                                  | 4,436.93     | 151.86       | 5,973.86      | 0.00         | 2,641.00      | 7,769.79     | 779.50      | 6,990.29             |
| 200-9023          | CLASS OF 2023                                  | 350.00       | 0.00         | 2,520.00      | 0.00         | 1,595.00      | 1,275.00     | 0.00        | 1,275.00             |
| 200-9024          | CLASS OF 2024                                  | 0.00         | 0.00         | 0.00          | 0.00         | 0.00          | 0.00         | 0.00        | 0.00                 |
| 200-9117          | HIGH SCHOOL ENVIRONMENTAL CLUB                 | 0.00         | 0.00         | 0.00          | 0.00         | 0.00          | 0.00         | 0.00        | 0.00                 |
| 200-9119          | POWER OF THE PEN                               | 280.00       | 0.00         | 0.00          | 0.00         | 0.00          | 280.00       | 0.00        | 280.00               |
| 200-9128          | SPANISH CLUB                                   | 134.31       | 0.00         | 0.00          | 0.00         | 0.00          | 134.31       | 0.00        | 134.31               |

BRADFORD BOARD OF EDUCATION

Cash Summary Report

| Full Account Code | Description                                  | Initial Cash | MTD Received | FYTD Received | MTD Expended | FYTD Expended | Fund Balance | Encumbrance | Unencumbered Balance |
|-------------------|----------------------------------------------|--------------|--------------|---------------|--------------|---------------|--------------|-------------|----------------------|
| 200-9130          | MUSE MACHINE                                 | \$ 1,103.24  | \$ 0.00      | \$ 0.00       | \$ 0.00      | \$ 0.00       | \$ 1,103.24  | \$ 0.00     | \$ 1,103.24          |
| 200-9131          | DRAMA CLUB                                   | 6,099.49     | 0.00         | 0.00          | 0.00         | 0.00          | 6,099.49     | 0.00        | 6,099.49             |
| 200-9132          | RENAISSANCE                                  | 0.00         | 0.00         | 0.00          | 0.00         | 0.00          | 0.00         | 0.00        | 0.00                 |
| 200-9133          | GLEE CLUB                                    | 368.65       | 0.00         | 0.00          | 0.00         | 0.00          | 368.65       | 0.00        | 368.65               |
| 200-9320          | HIGH SCHOOL FAMILY & CONSUMER SCIENCE        | 0.00         | 0.00         | 0.00          | 0.00         | 0.00          | 0.00         | 0.00        | 0.00                 |
| 200-9330          | FUTURE FARMERS OF AMERICA                    | 4,458.83     | 0.00         | 8,386.50      | 142.19       | 7,367.82      | 5,477.51     | 2,624.80    | 2,852.71             |
| 200-9400          | HIGH SCHOOL MUSIC DEPARTMENT                 | 1,128.63     | 0.00         | 0.00          | 0.00         | 194.90        | 933.73       | 60.80       | 872.93               |
| 200-9500          | JUNIOR HIGH CHEERLEADERS                     | 0.00         | 0.00         | 0.00          | 0.00         | 0.00          | 0.00         | 0.00        | 0.00                 |
| 200-9501          | POWER LIFTING CLUB                           | 0.00         | 0.00         | 0.00          | 0.00         | 0.00          | 0.00         | 0.00        | 0.00                 |
| 200-9553          | HIGH SCHOOL CHEERLEADERS                     | 0.00         | 0.00         | 0.00          | 0.00         | 0.00          | 0.00         | 0.00        | 0.00                 |
| 200-9610          | ELEMENTARY STUDENT COUNCIL                   | 513.56       | 0.00         | 0.00          | 0.00         | 0.00          | 513.56       | 0.00        | 513.56               |
| 200-9630          | HIGH SCHOOL STUDENT COUNCIL                  | 2,244.28     | 0.00         | 4,858.00      | 0.00         | 6,355.00      | 747.28       | 331.50      | 415.78               |
| 200-9678          | JR HIGH CLASS ADVISOR                        | 0.00         | 0.00         | 979.00        | 756.00       | 756.00        | 223.00       | 0.00        | 223.00               |
| 200-9680          | YEARBOOK                                     | 6,752.94     | 165.00       | 5,286.00      | 2,247.60     | 5,560.79      | 6,478.15     | 2,321.21    | 4,156.94             |
| 200-9690          | SCHOOL NEWSPAPER                             | 0.00         | 0.00         | 0.00          | 0.00         | 0.00          | 0.00         | 0.00        | 0.00                 |
| 200-9710          | NATIONAL HONOR SOCIETY                       | (481.67)     | 0.00         | 0.00          | 0.00         | 0.00          | (481.67)     | 0.00        | (481.67)             |
| 300-9001          | HIGH SCHOOL ART                              | 721.58       | 0.00         | 0.00          | 0.00         | 0.00          | 721.58       | 0.00        | 721.58               |
| 300-9002          | WASHINGTON DC TRIP - 8TH GRADE               | 5,375.00     | 0.00         | 0.00          | 0.00         | 475.00        | 4,900.00     | 0.00        | 4,900.00             |
| 300-9004          | MEDIA-TECH CLASS                             | 5.57         | 0.00         | 0.00          | 0.00         | 0.00          | 5.57         | 0.00        | 5.57                 |
| 300-9185          | Benefit for Ruth Estes                       | 0.00         | 0.00         | 0.00          | 0.00         | 0.00          | 0.00         | 0.00        | 0.00                 |
| 300-9190          | ROADER BALLOONS                              | 0.00         | 0.00         | 0.00          | 0.00         | 0.00          | 0.00         | 0.00        | 0.00                 |
| 300-9500          | ATHLETIC DIRECTOR                            | 6,130.84     | 11,006.58    | 83,005.87     | 1,620.49     | 49,185.80     | 39,950.91    | 19,591.44   | 20,359.47            |
| 300-9501          | ATHLETIC DIRECTOR FSN                        | 750.00       | 0.00         | 0.00          | 0.00         | 0.00          | 750.00       | 0.00        | 750.00               |
| 300-9511          | BASEBALL                                     | 0.00         | 0.00         | 0.00          | 0.00         | 0.00          | 0.00         | 0.00        | 0.00                 |
| 300-9512          | BOYS BASKETBALL                              | 0.00         | 0.00         | 0.00          | 0.00         | 0.00          | 0.00         | 0.00        | 0.00                 |
| 300-9514          | ATHLETIC ADVERTISING SPONSORSHIPS            | 0.00         | 0.00         | 0.00          | 0.00         | 0.00          | 0.00         | 0.00        | 0.00                 |
| 300-9532          | GIRLS BASKETBALL                             | 0.00         | 0.00         | 0.00          | 0.00         | 0.00          | 0.00         | 0.00        | 0.00                 |
| 300-9534          | SOFTBALL                                     | 0.00         | 0.00         | 0.00          | 0.00         | 0.00          | 0.00         | 0.00        | 0.00                 |
| 300-9553          | Athletics-cheerleading Fund Raising          | 182.00       | 0.00         | 0.00          | 0.00         | 0.00          | 182.00       | 0.00        | 182.00               |
| 416-9205          | STUDENT INTERVENTION 9-10 GRADE PROF DEVELOP | 0.00         | 0.00         | 0.00          | 0.00         | 0.00          | 0.00         | 0.00        | 0.00                 |
| 416-9906          | STUDENT INTERVENION GRADE 9-10 PROF DEVELOP  | 0.00         | 0.00         | 0.00          | 0.00         | 0.00          | 0.00         | 0.00        | 0.00                 |
| 432-9006          | EMIS FY 2006                                 | 0.00         | 0.00         | 0.00          | 0.00         | 0.00          | 0.00         | 0.00        | 0.00                 |
| 432-9201          | MANAGEMENT INFORMATION SYSTEM                | 0.00         | 0.00         | 0.00          | 0.00         | 0.00          | 0.00         | 0.00        | 0.00                 |
| 432-9204          | MANAGE. INFO. SYS. FUND                      | 0.00         | 0.00         | 0.00          | 0.00         | 0.00          | 0.00         | 0.00        | 0.00                 |



BRADFORD BOARD OF EDUCATION

Cash Summary Report

| Full Account Code | Description                      | Initial Cash | MTD Received | FYTD Received | MTD Expended | FYTD Expended | Fund Balance | Encumbrance | Unencumbered Balance |
|-------------------|----------------------------------|--------------|--------------|---------------|--------------|---------------|--------------|-------------|----------------------|
| 132-9205          | MANGED INFO SYSTEM STATE FY 2005 | \$ 0.00      | \$ 0.00      | \$ 0.00       | \$ 0.00      | \$ 0.00       | \$ 0.00      | \$ 0.00     | \$ 0.00              |
| 132-9206          | MANAGE. INFO. SYS. FUND          | 0.00         | 0.00         | 0.00          | 0.00         | 0.00          | 0.00         | 0.00        | 0.00                 |
| 132-9207          | MANAGEMENT INFO SYSTEMS FY2007   | 0.00         | 0.00         | 0.00          | 0.00         | 0.00          | 0.00         | 0.00        | 0.00                 |
| 132-9208          | EMIS FY2008                      | 0.00         | 0.00         | 0.00          | 0.00         | 0.00          | 0.00         | 0.00        | 0.00                 |
| 132-9209          | EMIS FY2009                      | 0.00         | 0.00         | 0.00          | 0.00         | 0.00          | 0.00         | 0.00        | 0.00                 |
| 132-9210          | EMIS FY2010                      | 0.00         | 0.00         | 0.00          | 0.00         | 0.00          | 0.00         | 0.00        | 0.00                 |
| 132-9211          | EMIS FY2011                      | 0.00         | 0.00         | 0.00          | 0.00         | 0.00          | 0.00         | 0.00        | 0.00                 |
| 132-9212          | EMIS FY2012                      | 0.00         | 0.00         | 0.00          | 0.00         | 0.00          | 0.00         | 0.00        | 0.00                 |
| 150-9204          | SCHOOLNET PLUS GRADE 7 FY 2004   | 0.00         | 0.00         | 0.00          | 0.00         | 0.00          | 0.00         | 0.00        | 0.00                 |
| 150-9206          | SCHOOLNET PLUS FY 2006 ROUND #8  | 0.00         | 0.00         | 0.00          | 0.00         | 0.00          | 0.00         | 0.00        | 0.00                 |
| 150-9207          | SCHOOLNET PLUS FY2007            | 0.00         | 0.00         | 0.00          | 0.00         | 0.00          | 0.00         | 0.00        | 0.00                 |
| 150-9905          | SCHOOLNET PLUS ROUND 5           | 0.00         | 0.00         | 0.00          | 0.00         | 0.00          | 0.00         | 0.00        | 0.00                 |
| 151-9021          | TELECOMMUNICATIONS 2019-2020     | 0.00         | 0.00         | 5,400.00      | 0.00         | 0.00          | 5,400.00     | 3,600.00    | 1,800.00             |
| 151-9204          | ONenet FY 2004                   | 0.00         | 0.00         | 0.00          | 0.00         | 0.00          | 0.00         | 0.00        | 0.00                 |
| 151-9205          | DATA COMM ONenet FY 2005         | 0.00         | 0.00         | 0.00          | 0.00         | 0.00          | 0.00         | 0.00        | 0.00                 |
| 151-9206          | DATA COMM                        | 0.00         | 0.00         | 0.00          | 0.00         | 0.00          | 0.00         | 0.00        | 0.00                 |
| 151-9207          | DATA COMM FY2007                 | 0.00         | 0.00         | 0.00          | 0.00         | 0.00          | 0.00         | 0.00        | 0.00                 |
| 151-9208          | DATA COMM FY2008                 | 0.00         | 0.00         | 0.00          | 0.00         | 0.00          | 0.00         | 0.00        | 0.00                 |
| 151-9209          | DATA COMM FY2009                 | 0.00         | 0.00         | 0.00          | 0.00         | 0.00          | 0.00         | 0.00        | 0.00                 |
| 151-9210          | DATA COMM FY2010                 | 0.00         | 0.00         | 0.00          | 0.00         | 0.00          | 0.00         | 0.00        | 0.00                 |
| 151-9211          | DATA COMM FY2011                 | 0.00         | 0.00         | 0.00          | 0.00         | 0.00          | 0.00         | 0.00        | 0.00                 |
| 151-9212          | DATA COMM FY2012                 | 0.00         | 0.00         | 0.00          | 0.00         | 0.00          | 0.00         | 0.00        | 0.00                 |
| 151-9213          | DATA COMM FY2013                 | 0.00         | 0.00         | 0.00          | 0.00         | 0.00          | 0.00         | 0.00        | 0.00                 |
| 151-9214          | DATA COMM FY14                   | 0.00         | 0.00         | 0.00          | 0.00         | 0.00          | 0.00         | 0.00        | 0.00                 |
| 151-9215          | FY15 DATA COMM                   | 0.00         | 0.00         | 0.00          | 0.00         | 0.00          | 0.00         | 0.00        | 0.00                 |
| 151-9216          | FY16 DATA COMMUNICATIONS         | 0.00         | 0.00         | 0.00          | 0.00         | 0.00          | 0.00         | 0.00        | 0.00                 |
| 151-9217          | FY17 DATA COMMUNICATIONS         | 0.00         | 0.00         | 0.00          | 0.00         | 0.00          | 0.00         | 0.00        | 0.00                 |
| 151-9718          | FY18 DATA COMMUNICATIONS         | 0.00         | 0.00         | 0.00          | 0.00         | 0.00          | 0.00         | 0.00        | 0.00                 |
| 151-9819          | FY19 DATA COMMUNICATIONS         | 0.00         | 0.00         | 0.00          | 0.00         | 0.00          | 0.00         | 0.00        | 0.00                 |
| 151-9920          | TELECOMMUNICATIONS 2019-2020     | 0.00         | 0.00         | 0.00          | 0.00         | 0.00          | 0.00         | 0.00        | 0.00                 |
| 152-9204          | SCHOOLNET PROF DEV FY 2004       | 0.00         | 0.00         | 0.00          | 0.00         | 0.00          | 0.00         | 0.00        | 0.00                 |
| 152-9205          | SCHOOLNET PROF DEV FY 2005       | 0.00         | 0.00         | 0.00          | 0.00         | 0.00          | 0.00         | 0.00        | 0.00                 |
| 152-9206          | SCHOOLNET PROF DEV FY 2006       | 0.00         | 0.00         | 0.00          | 0.00         | 0.00          | 0.00         | 0.00        | 0.00                 |
| 152-9207          | SCHOOLNET PROF DEV FY2007        | 0.00         | 0.00         | 0.00          | 0.00         | 0.00          | 0.00         | 0.00        | 0.00                 |
| 152-9208          | SCHOOLNET PROF DEV FY2008        | 0.00         | 0.00         | 0.00          | 0.00         | 0.00          | 0.00         | 0.00        | 0.00                 |
| 152-9209          | SCHOOLNET PROF DEV FY2009        | 0.00         | 0.00         | 0.00          | 0.00         | 0.00          | 0.00         | 0.00        | 0.00                 |
| 152-9210          | SCHOOLNET PROF DEV FY2010        | 0.00         | 0.00         | 0.00          | 0.00         | 0.00          | 0.00         | 0.00        | 0.00                 |

BRADFORD BOARD OF EDUCATION

Cash Summary Report

| Full Account Code | Description                                  | Initial Cash | MTD Received | FYTD Received | MTD Expended | FYTD Expended | Fund Balance | Encumbrance | Unencumbered Balance |
|-------------------|----------------------------------------------|--------------|--------------|---------------|--------------|---------------|--------------|-------------|----------------------|
| 154-9202          | TECH EQUITY FY 2002                          | \$ 0.00      | \$ 0.00      | \$ 0.00       | \$ 0.00      | \$ 0.00       | \$ 0.00      | \$ 0.00     | \$ 0.00              |
| 154-9203          | TECH EQUITY FY03                             | 0.00         | 0.00         | 0.00          | 0.00         | 0.00          | 0.00         | 0.00        | 0.00                 |
| 158-9203          | IVDL FY 2003 TOBACCO SETTLEMENT              | 0.00         | 0.00         | 0.00          | 0.00         | 0.00          | 0.00         | 0.00        | 0.00                 |
| 159-9003          | OHIO READS FY 2003 VOLUNTEER                 | 0.00         | 0.00         | 0.00          | 0.00         | 0.00          | 0.00         | 0.00        | 0.00                 |
| 159-9004          | OHIO READS FY 2004 VOLUNTEER                 | 0.00         | 0.00         | 0.00          | 0.00         | 0.00          | 0.00         | 0.00        | 0.00                 |
| 159-9005          | OHIO READS FY2005 VOLUNTEER                  | 0.00         | 0.00         | 0.00          | 0.00         | 0.00          | 0.00         | 0.00        | 0.00                 |
| 159-9006          | OHIO READS FY 2006 VOLUNTEER                 | 0.00         | 0.00         | 0.00          | 0.00         | 0.00          | 0.00         | 0.00        | 0.00                 |
| 159-9007          | OHIO READS FY2007 VOLUNTEER GRANT            | 0.00         | 0.00         | 0.00          | 0.00         | 0.00          | 0.00         | 0.00        | 0.00                 |
| 159-9200          | OHIO READS FY 2002 VOLUNTEER                 | 0.00         | 0.00         | 0.00          | 0.00         | 0.00          | 0.00         | 0.00        | 0.00                 |
| 159-9201          | OHIO READS FY 2001 VOLUNTEER                 | 0.00         | 0.00         | 0.00          | 0.00         | 0.00          | 0.00         | 0.00        | 0.00                 |
| 159-9202          | OHIO READS FY 2002                           | 0.00         | 0.00         | 0.00          | 0.00         | 0.00          | 0.00         | 0.00        | 0.00                 |
| 159-9203          | OHIO READS FY 2003 #15044                    | 0.00         | 0.00         | 0.00          | 0.00         | 0.00          | 0.00         | 0.00        | 0.00                 |
| 159-9204          | OHIO READS CONTINUATION GRANT FY 2004 003368 | 0.00         | 0.00         | 0.00          | 0.00         | 0.00          | 0.00         | 0.00        | 0.00                 |
| 159-9205          | OhioReads FY 2005                            | 0.00         | 0.00         | 0.00          | 0.00         | 0.00          | 0.00         | 0.00        | 0.00                 |
| 159-9206          | OHIO READS FY 2006                           | 0.00         | 0.00         | 0.00          | 0.00         | 0.00          | 0.00         | 0.00        | 0.00                 |
| 159-9207          | OHIO READS GRANT FY2007                      | 0.00         | 0.00         | 0.00          | 0.00         | 0.00          | 0.00         | 0.00        | 0.00                 |
| 159-9902          | OHIO READS SUMMER 2002                       | 0.00         | 0.00         | 0.00          | 0.00         | 0.00          | 0.00         | 0.00        | 0.00                 |
| 159-9903          | OHIO READS NEW SUMMER COMMUNITY #35173       | 0.00         | 0.00         | 0.00          | 0.00         | 0.00          | 0.00         | 0.00        | 0.00                 |
| 160-9204          | STUDENT INTERVENTION GRADES 9-10 FY 05       | 0.00         | 0.00         | 0.00          | 0.00         | 0.00          | 0.00         | 0.00        | 0.00                 |
| 160-9205          | STUDENT INTERVENTION GRADES 1-4 FY 2005      | 0.00         | 0.00         | 0.00          | 0.00         | 0.00          | 0.00         | 0.00        | 0.00                 |
| 167-9920          | Student Wellness and Success                 | 135,598.11   | 112,439.00   | 224,874.00    | 20,466.83    | 53,873.49     | 306,598.62   | 17,901.83   | 288,696.79           |
| 199-9021          | MISCELLANEOUS STATE GRANT FUND               | 0.00         | 55,921.13    | 155,921.13    | 55,921.13    | 55,921.13     | 100,000.00   | 0.00        | 100,000.00           |
| 199-9122          | MISCELLANEOUS STATE GRANT FUND               | 0.00         | 0.00         | 0.00          | 0.00         | 0.00          | 0.00         | 0.00        | 0.00                 |
| 199-9191          | School Safety Grant                          | 0.00         | 0.00         | 0.00          | 0.00         | 0.00          | 0.00         | 0.00        | 0.00                 |
| 199-9207          | FY2007 GIFTED SUPPLEMENTAL FUNDS             | 0.00         | 0.00         | 0.00          | 0.00         | 0.00          | 0.00         | 0.00        | 0.00                 |
| 199-9208          | GIFTED SUPPLEMENTAL FUNDS FY2008             | 0.00         | 0.00         | 0.00          | 0.00         | 0.00          | 0.00         | 0.00        | 0.00                 |
| 199-9209          | GIFTED SUPPLEMENTAL FUNDS FY2009             | 0.00         | 0.00         | 0.00          | 0.00         | 0.00          | 0.00         | 0.00        | 0.00                 |
| 199-9210          | SAFE ROUTES TO SCHOOL GRANT FY2010           | 0.00         | 0.00         | 0.00          | 0.00         | 0.00          | 0.00         | 0.00        | 0.00                 |
| 199-9211          | MISC. STATE GRANT SCHOOL                     | 0.00         | 0.00         | 0.00          | 0.00         | 0.00          | 0.00         | 0.00        | 0.00                 |

BRADFORD BOARD OF EDUCATION

Cash Summary Report

| Full Account Code | Description                                           | Initial Cash | MTD Received | FYTD Received | MTD Expended | FYTD Expended | Fund Balance | Encumbrance | Unencumbered Balance |
|-------------------|-------------------------------------------------------|--------------|--------------|---------------|--------------|---------------|--------------|-------------|----------------------|
|                   | IMPR INCENT AWARD                                     |              |              |               |              |               |              |             |                      |
| 499-9214          | OSFC SAFETY AND SECURITY GRANT                        | \$ 0.00      | \$ 0.00      | \$ 0.00       | \$ 0.00      | \$ 0.00       | \$ 0.00      | \$ 0.00     | \$ 0.00              |
| 499-9718          | MISC. STATE GRANT                                     | 0.00         | 0.00         | 0.00          | 0.00         | 0.00          | 0.00         | 0.00        | 0.00                 |
| 499-9819          | Ohio Climate Grant                                    | 0.00         | 0.00         | 0.00          | 0.00         | 0.00          | 0.00         | 0.00        | 0.00                 |
| 499-9907          | OHIO CORE IMPLEMENTATION GRANT                        | 0.00         | 0.00         | 0.00          | 0.00         | 0.00          | 0.00         | 0.00        | 0.00                 |
| 499-9909          | ADVANCED ENERGY GRANT - OHIO DEPT OF DEVELOPM         | 0.00         | 0.00         | 0.00          | 0.00         | 0.00          | 0.00         | 0.00        | 0.00                 |
| 499-9920          | BWC SAFETY GRANT                                      | 40,000.00    | 0.00         | 0.00          | 0.00         | 40,000.00     | 0.00         | 0.00        | 0.00                 |
| 504-0000          | ED JOBS FUND                                          | 0.00         | 0.00         | 0.00          | 0.00         | 0.00          | 0.00         | 0.00        | 0.00                 |
| 506-0000          | RACE TO THE TOP FEDERAL FUNDS                         | 0.00         | 0.00         | 0.00          | 0.00         | 0.00          | 0.00         | 0.00        | 0.00                 |
| 507-0000          | ELEMENTARY AND SECONDARY SCHOOL EMERGENCY RELIEF FUND | 0.00         | 0.00         | 0.00          | 0.00         | 0.00          | 0.00         | 0.00        | 0.00                 |
| 507-9021          | ESSER Grant (cares act)                               | 0.00         | 4,717.43     | 195,989.28    | 0.00         | 97,994.64     | 97,994.64    | 0.00        | 97,994.64            |
| 510-9021          | CORONA VIRUS RELIEF FUND FOR SCHOOLS                  | 0.00         | 219.32       | 43,786.00     | 0.17         | 21,893.17     | 21,892.83    | 0.00        | 21,892.83            |
| 510-9223          | Broadband Ohio Connectivity Grant                     | 0.00         | 381.54       | 13,340.92     | 381.54       | 6,670.46      | 6,670.46     | 0.00        | 6,670.46             |
| 516-0000          | IDEA PART B                                           | 0.00         | 0.00         | 0.00          | 0.00         | 0.00          | 0.00         | 0.00        | 0.00                 |
| 516-9017          | IDEA PART B                                           | 0.00         | 0.00         | 0.00          | 0.00         | 0.00          | 0.00         | 0.00        | 0.00                 |
| 516-9018          | IDEA PART B                                           | 0.00         | 0.00         | 0.00          | 0.00         | 0.00          | 0.00         | 0.00        | 0.00                 |
| 516-9021          | TITLE 6B GRANT FOR 2019-2020                          | 0.00         | 10,088.66    | 159,329.90    | 8,088.66     | 58,531.94     | 100,797.96   | 42,354.68   | 58,443.28            |
| 516-9206          | IDEA PART B FY 2006                                   | 0.00         | 0.00         | 0.00          | 0.00         | 0.00          | 0.00         | 0.00        | 0.00                 |
| 516-9207          | IDEA PART B FY2007 (FLOW-THRU)                        | 0.00         | 0.00         | 0.00          | 0.00         | 0.00          | 0.00         | 0.00        | 0.00                 |
| 516-9208          | IDEA B SPECIAL ED FY2008 FLOW THRU                    | 0.00         | 0.00         | 0.00          | 0.00         | 0.00          | 0.00         | 0.00        | 0.00                 |
| 516-9209          | IDEA B SPECIAL ED FY2009 FLOWTHRU                     | 0.00         | 0.00         | 0.00          | 0.00         | 0.00          | 0.00         | 0.00        | 0.00                 |
| 516-9210          | IDEA B SPECIAL ED FY2010                              | 0.00         | 0.00         | 0.00          | 0.00         | 0.00          | 0.00         | 0.00        | 0.00                 |
| 516-9211          | IDEA B SPECIAL ED FY2011                              | 0.00         | 0.00         | 0.00          | 0.00         | 0.00          | 0.00         | 0.00        | 0.00                 |
| 516-9212          | IDEA B SPECIAL ED FY2012                              | 0.00         | 0.00         | 0.00          | 0.00         | 0.00          | 0.00         | 0.00        | 0.00                 |
| 516-9213          | IDEA B SPECIAL ED FY2013                              | 0.00         | 0.00         | 0.00          | 0.00         | 0.00          | 0.00         | 0.00        | 0.00                 |
| 516-9214          | IDEA B SPECIAL ED FY2014                              | 0.00         | 0.00         | 0.00          | 0.00         | 0.00          | 0.00         | 0.00        | 0.00                 |
| 516-9215          | IDEA B SPECIAL ED FY2015                              | 0.00         | 0.00         | 0.00          | 0.00         | 0.00          | 0.00         | 0.00        | 0.00                 |
| 516-9216          | IDEA B SPECIAL ED FY2016                              | 0.00         | 0.00         | 0.00          | 0.00         | 0.00          | 0.00         | 0.00        | 0.00                 |
| 516-9217          | IDEA B SPECIAL ED FY2017                              | 0.00         | 0.00         | 0.00          | 0.00         | 0.00          | 0.00         | 0.00        | 0.00                 |
| 516-932N          | SPECIAL ED - ARRA STIMULUS                            | 0.00         | 0.00         | 0.00          | 0.00         | 0.00          | 0.00         | 0.00        | 0.00                 |
| 516-932O          | SPECIAL ED - ARRA STIMULUS                            | 0.00         | 0.00         | 0.00          | 0.00         | 0.00          | 0.00         | 0.00        | 0.00                 |
| 516-9718          | IDEA PART B                                           | 0.00         | 0.00         | 0.00          | 0.00         | 0.00          | 0.00         | 0.00        | 0.00                 |
| 516-9819          | TITLE 6B GRANT FOR 2018-2019                          | 0.00         | 0.00         | 0.00          | 0.00         | 0.00          | 0.00         | 0.00        | 0.00                 |
| 516-9920          | TITLE 6B GRANT FOR 2019-2020                          | 0.00         | 0.00         | 0.00          | 0.00         | 0.00          | 0.00         | 0.00        | 0.00                 |

BRADFORD BOARD OF EDUCATION

Cash Summary Report

| Full Account Code | Description                                   | Initial Cash | MTD Received | FYTD Received | MTD Expended | FYTD Expended | Fund Balance | Encumbrance | Unencumbered Balance |
|-------------------|-----------------------------------------------|--------------|--------------|---------------|--------------|---------------|--------------|-------------|----------------------|
| 532-932N          | STATE FISCAL STABILIZATION FUND (SFSF) STIMUL | \$ 0.00      | \$ 0.00      | \$ 0.00       | \$ 0.00      | \$ 0.00       | \$ 0.00      | \$ 0.00     | \$ 0.00              |
| 532-932O          | STATE FISCAL STABILIZATION FUND (SFSF) STIMUL | 0.00         | 0.00         | 0.00          | 0.00         | 0.00          | 0.00         | 0.00        | 0.00                 |
| 533-9210          | TITLE II-TECH FY2010                          | 0.00         | 0.00         | 0.00          | 0.00         | 0.00          | 0.00         | 0.00        | 0.00                 |
| 533-9211          | TITLE II-TECH FY2011                          | 0.00         | 0.00         | 0.00          | 0.00         | 0.00          | 0.00         | 0.00        | 0.00                 |
| 533-9212          | TITLE II-D TECH FY2012                        | 0.00         | 0.00         | 0.00          | 0.00         | 0.00          | 0.00         | 0.00        | 0.00                 |
| 572-0000          | TITLE I                                       | 1,234.36     | 0.00         | 149.45        | 0.00         | 0.00          | 1,383.81     | 0.00        | 1,383.81             |
| 572-9021          | TITLE ONE 2019-2020 SCHOOL YEAR               | 0.00         | 0.00         | 97,268.76     | 15,291.69    | 99,513.36     | (2,244.60)   | 108.05      | (2,352.65)           |
| 572-9121          | TITLE I DISADVANTAGED CHILDREN                | 0.00         | 0.00         | 2,148.88      | 0.00         | 0.00          | 2,148.88     | 0.00        | 2,148.88             |
| 572-9200          | TITLE I DISADVANTAGED CHILDREN                | 0.00         | 0.00         | 0.00          | 0.00         | 0.00          | 0.00         | 0.00        | 0.00                 |
| 572-9201          | TITLE I DISADVANTAGED CHILDREN                | 0.00         | 0.00         | 0.00          | 0.00         | 0.00          | 0.00         | 0.00        | 0.00                 |
| 572-9202          | TITLE I DISADVANTAGED CHILDREN                | 0.00         | 0.00         | 0.00          | 0.00         | 0.00          | 0.00         | 0.00        | 0.00                 |
| 572-9203          | TITLE I FY 2003                               | 0.00         | 0.00         | 0.00          | 0.00         | 0.00          | 0.00         | 0.00        | 0.00                 |
| 572-9204          | TITLE I FY 2004                               | 0.00         | 0.00         | 0.00          | 0.00         | 0.00          | 0.00         | 0.00        | 0.00                 |
| 572-9205          | TITLE I FY 2005                               | 0.00         | 0.00         | 0.00          | 0.00         | 0.00          | 0.00         | 0.00        | 0.00                 |
| 572-9206          | TITLE I FY 2006                               | 0.00         | 0.00         | 0.00          | 0.00         | 0.00          | 0.00         | 0.00        | 0.00                 |
| 572-9207          | TITLE I FY2007                                | 0.00         | 0.00         | 0.00          | 0.00         | 0.00          | 0.00         | 0.00        | 0.00                 |
| 572-9208          | TITLE I DISADVANTAGED YOUTH FY2008            | 0.00         | 0.00         | 0.00          | 0.00         | 0.00          | 0.00         | 0.00        | 0.00                 |
| 572-9209          | TITLE I DISADVANTAGED YOUTH FY2009            | 0.00         | 0.00         | 0.00          | 0.00         | 0.00          | 0.00         | 0.00        | 0.00                 |
| 572-9210          | TITLE I DISADVANTAGED YOUTH FY2010            | 0.00         | 0.00         | 0.00          | 0.00         | 0.00          | 0.00         | 0.00        | 0.00                 |
| 572-9211          | TITLE I DISADVANTAGED YOUTH FY2011            | 0.00         | 0.00         | 0.00          | 0.00         | 0.00          | 0.00         | 0.00        | 0.00                 |
| 572-9212          | TITLE I DISADVANTAGES YOUTH FY2012            | 0.00         | 0.00         | 0.00          | 0.00         | 0.00          | 0.00         | 0.00        | 0.00                 |
| 572-9213          | TITLE I DISADVANTAGES YOUTH FY2013            | 0.00         | 0.00         | 0.00          | 0.00         | 0.00          | 0.00         | 0.00        | 0.00                 |
| 572-9214          | TITLE I DISADVANTAGED YOUTH FY2014            | 0.00         | 0.00         | 0.00          | 0.00         | 0.00          | 0.00         | 0.00        | 0.00                 |
| 572-9215          | TITLE I DISADVANTAGED YOUTH FY2015            | 0.00         | 0.00         | 0.00          | 0.00         | 0.00          | 0.00         | 0.00        | 0.00                 |
| 572-9216          | TITLE I DISADVANTAGE YOUTH FY16               | 0.00         | 0.00         | 0.00          | 0.00         | 0.00          | 0.00         | 0.00        | 0.00                 |
| 572-9217          | TITLE I DISADVANTAGED YOUTH FY17              | 0.00         | 0.00         | 0.00          | 0.00         | 0.00          | 0.00         | 0.00        | 0.00                 |
| 572-9218          | TITLE I DISADVANTAGED YOUTH FY18              | 0.00         | 0.00         | 0.00          | 0.00         | 0.00          | 0.00         | 0.00        | 0.00                 |
| 572-932N          | TITLE I STIMULUS FY2010                       | 0.00         | 0.00         | 0.00          | 0.00         | 0.00          | 0.00         | 0.00        | 0.00                 |
| 572-932O          | TITLE I STIMULUS FY2011                       | 0.00         | 0.00         | 0.00          | 0.00         | 0.00          | 0.00         | 0.00        | 0.00                 |

BRADFORD BOARD OF EDUCATION

Cash Summary Report

| Full Account Code | Description                                   | Initial Cash | MTD Received | FYTD Received | MTD Expended | FYTD Expended | Fund Balance | Encumbrance | Unencumbered Balance |
|-------------------|-----------------------------------------------|--------------|--------------|---------------|--------------|---------------|--------------|-------------|----------------------|
| 572-9718          | TITLE I DISADVANTAGES YOUTH FY18              | \$ 0.00      | \$ 0.00      | \$ 0.00       | \$ 0.00      | \$ 0.00       | \$ 0.00      | \$ 0.00     | \$ 0.00              |
| 572-9819          | TITLE ONE 2018-2019 SCHOOL YEAR               | 0.00         | 0.00         | 0.00          | 0.00         | 0.00          | 0.00         | 0.00        | 0.00                 |
| 572-9920          | TITLE ONE 2019-2020 SCHOOL YEAR               | 0.00         | 0.00         | 0.00          | 0.00         | 0.00          | 0.00         | 0.00        | 0.00                 |
| 572-9998          | TITLE I DISADVANTAGED CHILDREN                | 0.00         | 0.00         | 0.00          | 0.00         | 0.00          | 0.00         | 0.00        | 0.00                 |
| 572-9999          | TITLE I DISADVANTAGED CHILDREN                | 0.00         | 0.00         | 0.00          | 0.00         | 0.00          | 0.00         | 0.00        | 0.00                 |
| 573-9005          | TITLE V FY 04 CARRYOVER                       | 0.00         | 0.00         | 0.00          | 0.00         | 0.00          | 0.00         | 0.00        | 0.00                 |
| 573-9204          | TITLE V FY 2004                               | 0.00         | 0.00         | 0.00          | 0.00         | 0.00          | 0.00         | 0.00        | 0.00                 |
| 573-9205          | TITLE V FY 2005                               | 0.00         | 0.00         | 0.00          | 0.00         | 0.00          | 0.00         | 0.00        | 0.00                 |
| 573-9206          | TITLE V FY 2006                               | 0.00         | 0.00         | 0.00          | 0.00         | 0.00          | 0.00         | 0.00        | 0.00                 |
| 573-9207          | TITLE V FY2007                                | 0.00         | 0.00         | 0.00          | 0.00         | 0.00          | 0.00         | 0.00        | 0.00                 |
| 573-9208          | TITLE V FY2008                                | 0.00         | 0.00         | 0.00          | 0.00         | 0.00          | 0.00         | 0.00        | 0.00                 |
| 573-9209          | TITLE V FY2009                                | 0.00         | 0.00         | 0.00          | 0.00         | 0.00          | 0.00         | 0.00        | 0.00                 |
| 573-9999          | TITLE V INNOVATIVE EDUC PGM                   | 0.00         | 0.00         | 0.00          | 0.00         | 0.00          | 0.00         | 0.00        | 0.00                 |
| 584-9005          | DRUG FREE GRANT FY 2004 CARRYOVER             | 0.00         | 0.00         | 0.00          | 0.00         | 0.00          | 0.00         | 0.00        | 0.00                 |
| 584-9204          | TITLE IV-A SAFE AND DRUG FREE SCHOOLS FY 2004 | 0.00         | 0.00         | 0.00          | 0.00         | 0.00          | 0.00         | 0.00        | 0.00                 |
| 584-9205          | DRUG FREE GRANT FY 2005                       | 0.00         | 0.00         | 0.00          | 0.00         | 0.00          | 0.00         | 0.00        | 0.00                 |
| 584-9206          | DRUG FREE GRANT FY 2006                       | 0.00         | 0.00         | 0.00          | 0.00         | 0.00          | 0.00         | 0.00        | 0.00                 |
| 584-9207          | SAFE AND DRUG FREE GRANT FY2007               | 0.00         | 0.00         | 0.00          | 0.00         | 0.00          | 0.00         | 0.00        | 0.00                 |
| 584-9208          | SAFE AND DRUG FREE FY2008                     | 0.00         | 0.00         | 0.00          | 0.00         | 0.00          | 0.00         | 0.00        | 0.00                 |
| 584-9209          | SAFE AND DRUG FREE FY2009                     | 0.00         | 0.00         | 0.00          | 0.00         | 0.00          | 0.00         | 0.00        | 0.00                 |
| 584-9210          | SAFE AND DRUG FREE FY2010                     | 0.00         | 0.00         | 0.00          | 0.00         | 0.00          | 0.00         | 0.00        | 0.00                 |
| 587-0000          | IDEA PRESCHOOL-HANDICAPPED                    | 0.00         | 0.00         | 0.00          | 0.00         | 0.00          | 0.00         | 0.00        | 0.00                 |
| 587-9017          | PRESCHOOL MONIES                              | 0.00         | 0.00         | 0.00          | 0.00         | 0.00          | 0.00         | 0.00        | 0.00                 |
| 587-9018          | PRESCHOOL MONIES                              | 0.00         | 0.00         | 0.00          | 0.00         | 0.00          | 0.00         | 0.00        | 0.00                 |
| 587-9021          | PRESCHOOL GRANT FOR THE 2019-2020 SCHOOL YEAR | 0.00         | 0.00         | 0.00          | 0.00         | 0.00          | 0.00         | 0.00        | 0.00                 |
| 587-9119          | TITLE 6B RESTORATION MONEY                    | 0.00         | 0.00         | 0.00          | 0.00         | 0.00          | 0.00         | 0.00        | 0.00                 |
| 587-9120          | RESTORATION GRANT 2019-2020                   | 0.00         | 0.00         | 10.96         | 0.00         | 10.96         | 0.00         | 0.00        | 0.00                 |
| 587-9206          | IDEA FY 2006 DK CO FLOW-THRU                  | 0.00         | 0.00         | 0.00          | 0.00         | 0.00          | 0.00         | 0.00        | 0.00                 |
| 587-9207          | IDEA PRESCHOOL FY2007 (FLOW-THRU)             | 0.00         | 0.00         | 0.00          | 0.00         | 0.00          | 0.00         | 0.00        | 0.00                 |
| 587-9208          | IDEA PRESCHOOL SPEC ED FY2008 FLOW THRU       | 0.00         | 0.00         | 0.00          | 0.00         | 0.00          | 0.00         | 0.00        | 0.00                 |

BRADFORD BOARD OF EDUCATION

Cash Summary Report

| Full Account Code | Description                                      | Initial Cash | MTD Received | FYTD Received | MTD Expended | FYTD Expended | Fund Balance | Encumbrance | Unencumbered Balance |
|-------------------|--------------------------------------------------|--------------|--------------|---------------|--------------|---------------|--------------|-------------|----------------------|
| 587-9209          | IDEA PRESCHOOL SPEC ED<br>FY2009 FLOWTHRU        | \$ 0.00      | \$ 0.00      | \$ 0.00       | \$ 0.00      | \$ 0.00       | \$ 0.00      | \$ 0.00     | \$ 0.00              |
| 587-9210          | IDEA PRESCHOOL SPEC ED<br>FY2010                 | 0.00         | 0.00         | 0.00          | 0.00         | 0.00          | 0.00         | 0.00        | 0.00                 |
| 587-9211          | IDEA PRESCHOOL SPEC ED<br>FY2011                 | 0.00         | 0.00         | 0.00          | 0.00         | 0.00          | 0.00         | 0.00        | 0.00                 |
| 587-9212          | IDEA PRESCHOOL SPEC ED<br>FY2012                 | 0.00         | 0.00         | 0.00          | 0.00         | 0.00          | 0.00         | 0.00        | 0.00                 |
| 587-9213          | IDEA PRESCHOOL SPEC ED<br>FY2013                 | 0.00         | 0.00         | 0.00          | 0.00         | 0.00          | 0.00         | 0.00        | 0.00                 |
| 587-9214          | IDEA PRESCHOOL SPEC ED<br>FY2013                 | 0.00         | 0.00         | 0.00          | 0.00         | 0.00          | 0.00         | 0.00        | 0.00                 |
| 587-9215          | IDEA PRESCHOOL SPEC ED<br>FY2015                 | 0.00         | 0.00         | 0.00          | 0.00         | 0.00          | 0.00         | 0.00        | 0.00                 |
| 587-9216          | IDEA PRESCHOOL SPEC ED<br>FY2016                 | 0.00         | 0.00         | 0.00          | 0.00         | 0.00          | 0.00         | 0.00        | 0.00                 |
| 587-9217          | IDEA PRESCHOOL SPEC ED<br>FY2017                 | 0.00         | 0.00         | 0.00          | 0.00         | 0.00          | 0.00         | 0.00        | 0.00                 |
| 587-932N          | IDEA B FY2010 STIMULUS                           | 0.00         | 0.00         | 0.00          | 0.00         | 0.00          | 0.00         | 0.00        | 0.00                 |
| 587-932O          | IDEA B FY2011 STIMULUS                           | 0.00         | 0.00         | 0.00          | 0.00         | 0.00          | 0.00         | 0.00        | 0.00                 |
| 587-9718          | IDEA                                             | 0.00         | 0.00         | 0.00          | 0.00         | 0.00          | 0.00         | 0.00        | 0.00                 |
| 587-9819          | PRESCHOOL GRANT FOR 2018-<br>2019                | 0.00         | 0.00         | 0.00          | 0.00         | 0.00          | 0.00         | 0.00        | 0.00                 |
| 587-9820          | RESTORATION GRANT 2019-<br>2020                  | 0.00         | 0.00         | 0.00          | 0.00         | 0.00          | 0.00         | 0.00        | 0.00                 |
| 587-9920          | PRESCHOOL GRANT FOR THE<br>2019-2020 SCHOOL YEAR | 0.00         | 0.00         | 0.00          | 0.00         | 0.00          | 0.00         | 0.00        | 0.00                 |
| 590-9005          | IMPROVING TCHR QUALITY (FY<br>04 Carryover) FY05 | 0.00         | 0.00         | 0.00          | 0.00         | 0.00          | 0.00         | 0.00        | 0.00                 |
| 590-9014          | IMPROVING TEACHER QUALITY<br>FY14                | 0.00         | 0.00         | 0.00          | 0.00         | 0.00          | 0.00         | 0.00        | 0.00                 |
| 590-9021          | TITLE IIA FOR THE 2018-2019<br>SCHOOL YEAR       | 0.00         | 0.00         | 11,994.66     | 0.00         | 0.00          | 11,994.66    | 0.00        | 11,994.66            |
| 590-9202          | IMPROVING TEACHER QUALITY                        | 0.00         | 0.00         | 0.00          | 0.00         | 0.00          | 0.00         | 0.00        | 0.00                 |
| 590-9203          | TITLE II-A FY 2003 IMPROVING<br>TEACHER QUALITY  | 0.00         | 0.00         | 0.00          | 0.00         | 0.00          | 0.00         | 0.00        | 0.00                 |
| 590-9204          | IMPROVING TEACHER QUALITY<br>FY 2004             | 0.00         | 0.00         | 0.00          | 0.00         | 0.00          | 0.00         | 0.00        | 0.00                 |
| 590-9205          | IMPROVING TCHR QUALITY FY<br>2005                | 0.00         | 0.00         | 0.00          | 0.00         | 0.00          | 0.00         | 0.00        | 0.00                 |
| 590-9206          | IMPROVING TCHR QUALITY FY<br>2006                | 0.00         | 0.00         | 0.00          | 0.00         | 0.00          | 0.00         | 0.00        | 0.00                 |
| 590-9207          | IMPROVING TEACHER QUALITY<br>FY2007              | 0.00         | 0.00         | 0.00          | 0.00         | 0.00          | 0.00         | 0.00        | 0.00                 |
| 590-9208          | IMPROVING TEACHER QUALITY<br>FY2008              | 0.00         | 0.00         | 0.00          | 0.00         | 0.00          | 0.00         | 0.00        | 0.00                 |
| 590-9209          | IMPROVING TEACHER QUALITY<br>FY2009              | 0.00         | 0.00         | 0.00          | 0.00         | 0.00          | 0.00         | 0.00        | 0.00                 |

BRADFORD BOARD OF EDUCATION

Cash Summary Report

| Full Account Code | Description                                | Initial Cash | MTD Received | FYTD Received | MTD Expended | FYTD Expended | Fund Balance | Encumbrance | Unencumbered Balance |
|-------------------|--------------------------------------------|--------------|--------------|---------------|--------------|---------------|--------------|-------------|----------------------|
| 590-9210          | IMPROVING TEACHER QUALITY FY2010           | \$ 0.00      | \$ 0.00      | \$ 0.00       | \$ 0.00      | \$ 0.00       | \$ 0.00      | \$ 0.00     | \$ 0.00              |
| 590-9211          | IMPROVING TEACHER QUALITY FY2011           | 0.00         | 0.00         | 0.00          | 0.00         | 0.00          | 0.00         | 0.00        | 0.00                 |
| 590-9212          | IMPROVING TEACHER QUALITY FY2012           | 0.00         | 0.00         | 0.00          | 0.00         | 0.00          | 0.00         | 0.00        | 0.00                 |
| 590-9213          | IMPROVING TEACHER QUALITY FY2013           | 0.00         | 0.00         | 0.00          | 0.00         | 0.00          | 0.00         | 0.00        | 0.00                 |
| 590-9214          | IMPROVING TEACHER QUALITY FY2014           | 0.00         | 0.00         | 0.00          | 0.00         | 0.00          | 0.00         | 0.00        | 0.00                 |
| 590-9215          | IMPROVING TEACHER QUALITY FY2015           | 0.00         | 0.00         | 0.00          | 0.00         | 0.00          | 0.00         | 0.00        | 0.00                 |
| 590-9216          | IMPROVING TEACHER QUALITY FY2016           | 0.00         | 0.00         | 0.00          | 0.00         | 0.00          | 0.00         | 0.00        | 0.00                 |
| 590-9217          | IMPROVING TEACHER QUALITY FY2017           | 0.00         | 0.00         | 0.00          | 0.00         | 0.00          | 0.00         | 0.00        | 0.00                 |
| 590-9218          | IMPROVING TEACHER QUALITY FY18             | 0.00         | 0.00         | 0.00          | 0.00         | 0.00          | 0.00         | 0.00        | 0.00                 |
| 590-9718          | IMPROVING TEACHER QUALITY FY2018           | 0.00         | 0.00         | 0.00          | 0.00         | 0.00          | 0.00         | 0.00        | 0.00                 |
| 590-9819          | TITLE IIA FOR THE 2018-2019 SCHOOL YEAR    | 0.00         | 0.00         | 0.00          | 0.00         | 0.00          | 0.00         | 0.00        | 0.00                 |
| 590-9920          | TITLE IIA FOR THE 2018-2019 SCHOOL YEAR    | 0.00         | 0.00         | 0.00          | 0.00         | 0.00          | 0.00         | 0.00        | 0.00                 |
| 599-0000          | OTHER MISC FEDERAL GRANTS                  | 96.11        | 0.00         | 41.91         | 0.00         | 0.00          | 138.02       | 0.00        | 138.02               |
| 599-9001          | FEMA MISC FEDERAL GRANT                    | 0.00         | 0.00         | 0.00          | 0.00         | 0.00          | 0.00         | 0.00        | 0.00                 |
| 599-9002          | Assistive Technology Infusion Project Rd#2 | 0.00         | 0.00         | 0.00          | 0.00         | 0.00          | 0.00         | 0.00        | 0.00                 |
| 599-9003          | ASSISTIVE TECH INFUSION PROJECT Rd#3       | 0.00         | 0.00         | 0.00          | 0.00         | 0.00          | 0.00         | 0.00        | 0.00                 |
| 599-9004          | ATIP ROUND #4                              | 0.00         | 0.00         | 0.00          | 0.00         | 0.00          | 0.00         | 0.00        | 0.00                 |
| 599-9006          | NATIONAL ARCHERY IN SCHOOLS PROGRAM        | 0.00         | 0.00         | 0.00          | 0.00         | 0.00          | 0.00         | 0.00        | 0.00                 |
| 599-9021          | TITLE IV FOR THE 2020-2021 SCHOOL YEAR     | 0.00         | 0.00         | 18,609.94     | 0.00         | 8,609.94      | 10,000.00    | 0.00        | 10,000.00            |
| 599-9118          | MISC. FED. GRANT                           | 0.00         | 0.00         | 13.60         | 0.00         | 0.00          | 13.60        | 0.00        | 13.60                |
| 599-9119          | MISC. FED. GRANT                           | 0.00         | 0.00         | 0.00          | 0.00         | 0.00          | 0.00         | 0.00        | 0.00                 |
| 599-9120          | STRIVING READERS GRANT 2019-2020           | 6,029.08     | 0.00         | 43,294.09     | 0.00         | 14,827.05     | 34,496.12    | 24.64       | 34,471.48            |
| 599-9121          | COMPREHENSIVE LITERACY FY2021 #1           | 0.00         | 3,004.01     | 99,855.49     | 0.00         | 49,855.49     | 50,000.00    | 516.78      | 49,483.22            |
| 599-9122          | MISCELLANEOUS FED. GRANT FUND              | 0.00         | 0.00         | 0.00          | 0.00         | 0.00          | 0.00         | 0.00        | 0.00                 |
| 599-9199          | SMALL RURAL SCHOOL GRANTS                  | 0.00         | 0.00         | 0.00          | 0.00         | 0.00          | 0.00         | 0.00        | 0.00                 |
| 599-9200          | MISCELLANEOUS FED. GRANT FUND              | 0.00         | 0.00         | 0.00          | 0.00         | 0.00          | 0.00         | 0.00        | 0.00                 |
| 599-9201          | MISCELLANEOUS FED. GRANT                   | 0.00         | 0.00         | 0.00          | 0.00         | 0.00          | 0.00         | 0.00        | 0.00                 |

BRADFORD BOARD OF EDUCATION

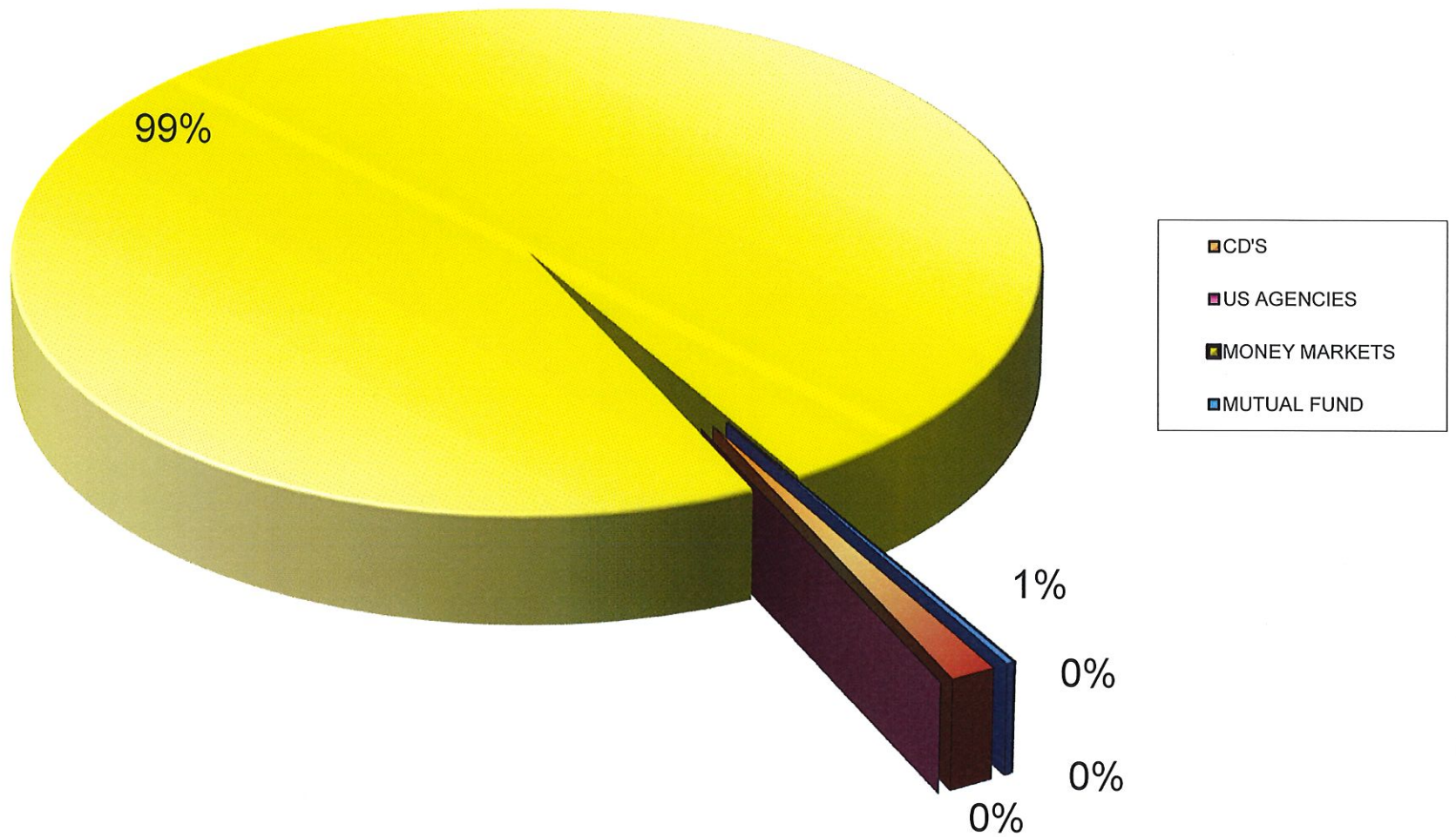
Cash Summary Report

| Full Account Code  | Description                            | Initial Cash           | MTD Received         | FYTD Received          | MTD Expended         | FYTD Expended          | Fund Balance           | Encumbrance          | Unencumbered Balance   |
|--------------------|----------------------------------------|------------------------|----------------------|------------------------|----------------------|------------------------|------------------------|----------------------|------------------------|
|                    | FUND                                   |                        |                      |                        |                      |                        |                        |                      |                        |
| 599-9203           | TITLE II-D FY2003 TECHNOLOGY           | \$ 0.00                | \$ 0.00              | \$ 0.00                | \$ 0.00              | \$ 0.00                | \$ 0.00                | \$ 0.00              | \$ 0.00                |
| 599-9204           | TITLE II-D FY2004 TECHNOLOGY           | 0.00                   | 0.00                 | 0.00                   | 0.00                 | 0.00                   | 0.00                   | 0.00                 | 0.00                   |
| 599-9205           | TITLE II-D FY2005                      | 0.00                   | 0.00                 | 0.00                   | 0.00                 | 0.00                   | 0.00                   | 0.00                 | 0.00                   |
| 599-9206           | TITLE II-D FY2006                      | 0.00                   | 0.00                 | 0.00                   | 0.00                 | 0.00                   | 0.00                   | 0.00                 | 0.00                   |
| 599-9207           | TITLE II-D FY2007                      | 0.00                   | 0.00                 | 0.00                   | 0.00                 | 0.00                   | 0.00                   | 0.00                 | 0.00                   |
| 599-9208           | TITLE II-D FY2008                      | 0.00                   | 0.00                 | 0.00                   | 0.00                 | 0.00                   | 0.00                   | 0.00                 | 0.00                   |
| 599-9209           | TITLE II-D FY2009                      | 0.00                   | 0.00                 | 0.00                   | 0.00                 | 0.00                   | 0.00                   | 0.00                 | 0.00                   |
| 599-9210           | TITLE II-D FY2010                      | 0.00                   | 0.00                 | 0.00                   | 0.00                 | 0.00                   | 0.00                   | 0.00                 | 0.00                   |
| 599-9221           | COMPREHENSIVE LITERACY FY2021-#2       | 0.00                   | 26,376.87            | 66,376.87              | 7,698.32             | 30,945.26              | 35,431.61              | 68.95                | 35,362.66              |
| 599-9718           | MISC. FED. GRANT                       | 0.00                   | 0.00                 | 0.00                   | 0.00                 | 0.00                   | 0.00                   | 0.00                 | 0.00                   |
| 599-9819           | TITLE IV FOR THE 2018-2019 SCHOOL YEAR | 0.00                   | 0.00                 | 0.00                   | 0.00                 | 0.00                   | 0.00                   | 0.00                 | 0.00                   |
| 599-9820           | REAP FY2020                            | 0.00                   | 0.00                 | 0.00                   | 0.00                 | 0.00                   | 0.00                   | 0.00                 | 0.00                   |
| 599-9821           | MISCELLANEOUS FED. GRANT FUND          | 0.00                   | 0.00                 | 20,000.00              | 0.00                 | 0.00                   | 20,000.00              | 0.00                 | 20,000.00              |
| 599-9905           | REAP FY2005                            | 0.00                   | 0.00                 | 0.00                   | 0.00                 | 0.00                   | 0.00                   | 0.00                 | 0.00                   |
| 599-9907           | REAP FY2006                            | 0.00                   | 0.00                 | 0.00                   | 0.00                 | 0.00                   | 0.00                   | 0.00                 | 0.00                   |
| 599-9908           | REAP FY2008                            | 0.00                   | 0.00                 | 0.00                   | 0.00                 | 0.00                   | 0.00                   | 0.00                 | 0.00                   |
| 599-9909           | REAP FY2009                            | 0.00                   | 0.00                 | 0.00                   | 0.00                 | 0.00                   | 0.00                   | 0.00                 | 0.00                   |
| 599-9910           | REAP FY2010                            | 0.00                   | 0.00                 | 0.00                   | 0.00                 | 0.00                   | 0.00                   | 0.00                 | 0.00                   |
| 599-9911           | REAP FY2011                            | 0.00                   | 0.00                 | 0.00                   | 0.00                 | 0.00                   | 0.00                   | 0.00                 | 0.00                   |
| 599-9912           | REAP FY2012                            | 0.00                   | 0.00                 | 0.00                   | 0.00                 | 0.00                   | 0.00                   | 0.00                 | 0.00                   |
| 599-9913           | REAP FY2013                            | 0.00                   | 0.00                 | 0.00                   | 0.00                 | 0.00                   | 0.00                   | 0.00                 | 0.00                   |
| 599-9914           | REAP FY2014                            | 0.00                   | 0.00                 | 0.00                   | 0.00                 | 0.00                   | 0.00                   | 0.00                 | 0.00                   |
| 599-9915           | REAP FY2105                            | 0.00                   | 0.00                 | 0.00                   | 0.00                 | 0.00                   | 0.00                   | 0.00                 | 0.00                   |
| 599-9916           | REAP FY2016                            | 0.00                   | 0.00                 | 0.00                   | 0.00                 | 0.00                   | 0.00                   | 0.00                 | 0.00                   |
| 599-9917           | REAP FY2017                            | 0.00                   | 0.00                 | 0.00                   | 0.00                 | 0.00                   | 0.00                   | 0.00                 | 0.00                   |
| 599-9918           | REAP FY2018                            | 0.00                   | 0.00                 | 0.00                   | 0.00                 | 0.00                   | 0.00                   | 0.00                 | 0.00                   |
| 599-9920           | TITLE IV FOR THE 2019-2020 SCHOOL YEAR | 0.00                   | 0.00                 | 0.00                   | 0.00                 | 0.00                   | 0.00                   | 0.00                 | 0.00                   |
| 599-9921           | REAP FY2021                            | 0.00                   | 0.00                 | 0.00                   | 0.00                 | 0.00                   | 0.00                   | 0.00                 | 0.00                   |
| <b>Grand Total</b> |                                        | <b>\$ 8,946,774.45</b> | <b>\$ 771,262.97</b> | <b>\$ 6,263,563.19</b> | <b>\$ 578,257.58</b> | <b>\$ 6,019,884.17</b> | <b>\$ 9,190,453.47</b> | <b>\$ 980,772.41</b> | <b>\$ 8,209,681.06</b> |





# INVESTMENT FEBRUARY 2021



|                                            |                       |
|--------------------------------------------|-----------------------|
| Gross Depository Balances:                 |                       |
| COVINGTON SAVINGS & LOAN                   | \$106,016.88          |
| COVINGTON SAVINGS & LOAN-ATHLETIC ACCOUNT8 | \$250.25              |
| GREENVILLE NATIONAL BANK                   | \$34,765.16           |
| STAR OHIO                                  | \$4,283,067.31        |
| STAR OHIO PLUS                             | \$2,568,228.19        |
| SECOND NATIONAL BANK                       | \$2,193,580.03        |
| Total Depository Balances (Gross)          | <u>\$9,185,907.82</u> |


|                                             |                       |
|---------------------------------------------|-----------------------|
| Adjustments to Bank Balance:                |                       |
| Cash in Transit to Bank                     | \$0.00                |
| Outstanding Checks                          | (\$120,454.35)        |
| Adjustments:                                |                       |
| OUTSTANDING CHECKS-COVINGTON SAVINGS & LOAN | (\$86,689.19)         |
| OUTSTANDING CHECKS-GREENVILLE NATIONAL BANK | (\$33,765.16)         |
| offset to outstanding checks listednull     | \$120,454.35          |
|                                             | \$0.00                |
| Total Adjustments to Bank Balance           | <u>(\$120,454.35)</u> |

|                                            |                     |
|--------------------------------------------|---------------------|
| Investments:                               |                     |
| Treasury Bonds and Notes                   | \$0.00              |
| Certificate of Deposits                    | \$0.00              |
| Other Securities                           | \$0.00              |
| Other Investments:                         |                     |
| CERTIFICATES OF DEPOSITS-DUE ON 04/29/2021 | \$125,000.00        |
| Total Investments                          | <u>\$125,000.00</u> |

|                        |               |
|------------------------|---------------|
| Cash on Hand:          |               |
| Petty Cash:            |               |
| Change Cash:           |               |
| Cash with Fiscal Agent | \$0.00        |
| Total Cash on Hand     | <u>\$0.00</u> |

|                    |                       |
|--------------------|-----------------------|
| Total Balances     | <u>\$9,190,453.47</u> |
| Total Fund Balance | <u>\$9,190,453.47</u> |

Depository Clearance Accounts:  
Total Clearance Account Balances \$0.00



3/2/2021

BRADFORD BOARD OF EDUCATION

Spending Plan Comparison

Table with columns: FYTD, July, August, September, October, November, December, January, February, March, April, May, June. Rows include forecast lines for General Property (Real Estate), Tangible Personal Property Tax, Income Tax, Unrestricted Grants-in-Aid, Restricted Grants-in-Aid, Restricted Federal Grants-in-Aid - SFSP, Property Tax Allocation, All Other Operating Revenue, Total Revenue, Proceeds from Sale of Notes, and State Emergency Loans & Advancements (Approved).

## BRADFORD BOARD OF EDUCATION

### Spending Plan Comparison

|                        | FYTD                                                     | July       | August     | September  | October    | November   | December   | January    | February    | March   | April   | May     | June    |
|------------------------|----------------------------------------------------------|------------|------------|------------|------------|------------|------------|------------|-------------|---------|---------|---------|---------|
| Act                    | \$ 0.00                                                  | \$ 0.00    | \$ 0.00    | \$ 0.00    | \$ 0.00    | \$ 0.00    | \$ 0.00    | \$ 0.00    | \$ 0.00     | \$ 0.00 | \$ 0.00 | \$ 0.00 | \$ 0.00 |
| Diff                   | 0.00                                                     | 0.00       | 0.00       | 0.00       | 0.00       | 0.00       | 0.00       | 0.00       | 0.00        | 0.00    | 0.00    | 0.00    | 0.00    |
| <b>Forecast Line#:</b> | <b>02.040 Operating Transfers-In</b>                     |            |            |            |            |            |            |            |             |         |         |         |         |
| Est                    | 0.00                                                     | 0.00       | 0.00       | 0.00       | 0.00       | 0.00       | 0.00       | 0.00       | 0.00        | 0.00    | 0.00    | 0.00    | 0.00    |
| Act                    | 0.00                                                     | 0.00       | 0.00       | 0.00       | 0.00       | 0.00       | 0.00       | 0.00       | 0.00        | 0.00    | 0.00    | 0.00    | 0.00    |
| Diff                   | 0.00                                                     | 0.00       | 0.00       | 0.00       | 0.00       | 0.00       | 0.00       | 0.00       | 0.00        | 0.00    | 0.00    | 0.00    | 0.00    |
| <b>Forecast Line#:</b> | <b>02.050 Advances-In</b>                                |            |            |            |            |            |            |            |             |         |         |         |         |
| Est                    | 0.00                                                     | 0.00       | 0.00       | 0.00       | 0.00       | 0.00       | 0.00       | 0.00       | 0.00        | 0.00    | 0.00    | 0.00    | 0.00    |
| Act                    | 20,010.96                                                | 0.00       | 10.96      | 20,000.00  | 0.00       | 0.00       | 0.00       | 0.00       | 0.00        | 0.00    | 0.00    | 0.00    | 0.00    |
| Diff                   | 20,010.96                                                | 0.00       | 10.96      | 20,000.00  | 0.00       | 0.00       | 0.00       | 0.00       | 0.00        | 0.00    | 0.00    | 0.00    | 0.00    |
| <b>Forecast Line#:</b> | <b>02.060 All Other Financial Sources</b>                |            |            |            |            |            |            |            |             |         |         |         |         |
| Est                    | 0.00                                                     | 0.00       | 0.00       | 0.00       | 0.00       | 0.00       | 0.00       | 0.00       | 0.00        | 0.00    | 0.00    | 0.00    | 0.00    |
| Act                    | 88,158.73                                                | 10,303.90  | 0.00       | 24,998.36  | 1,953.00   | 10,385.31  | 40,449.16  | 0.00       | 69.00       | 0.00    | 0.00    | 0.00    | 0.00    |
| Diff                   | 88,158.73                                                | 10,303.90  | 0.00       | 24,998.36  | 1,953.00   | 10,385.31  | 40,449.16  | 0.00       | 69.00       | 0.00    | 0.00    | 0.00    | 0.00    |
| <b>Forecast Line#:</b> | <b>02.070 Total Other Financing Sources</b>              |            |            |            |            |            |            |            |             |         |         |         |         |
| Est                    | 0.00                                                     | 0.00       | 0.00       | 0.00       | 0.00       | 0.00       | 0.00       | 0.00       | 0.00        | 0.00    | 0.00    | 0.00    | 0.00    |
| Act                    | 108,169.69                                               | 10,303.90  | 10.96      | 44,998.36  | 1,953.00   | 10,385.31  | 40,449.16  | 0.00       | 69.00       | 0.00    | 0.00    | 0.00    | 0.00    |
| Diff                   | 108,169.69                                               | 10,303.90  | 10.96      | 44,998.36  | 1,953.00   | 10,385.31  | 40,449.16  | 0.00       | 69.00       | 0.00    | 0.00    | 0.00    | 0.00    |
| <b>Forecast Line#:</b> | <b>02.080 Total Revenues and Other Financing Sources</b> |            |            |            |            |            |            |            |             |         |         |         |         |
| Est                    | 0.00                                                     | 0.00       | 0.00       | 0.00       | 0.00       | 0.00       | 0.00       | 0.00       | 0.00        | 0.00    | 0.00    | 0.00    | 0.00    |
| Act                    | 4,788,686.41                                             | 834,512.29 | 684,178.24 | 526,611.52 | 715,958.42 | 400,142.41 | 426,132.57 | 680,123.18 | 521,027.78  | 0.00    | 0.00    | 0.00    | 0.00    |
| Diff                   | 4,788,686.41                                             | 834,512.29 | 684,178.24 | 526,611.52 | 715,958.42 | 400,142.41 | 426,132.57 | 680,123.18 | 521,027.78  | 0.00    | 0.00    | 0.00    | 0.00    |
| <b>Forecast Line#:</b> | <b>03.010 Personal Services</b>                          |            |            |            |            |            |            |            |             |         |         |         |         |
| Est                    | 0.00                                                     | 0.00       | 0.00       | 0.00       | 0.00       | 0.00       | 0.00       | 0.00       | 0.00        | 0.00    | 0.00    | 0.00    | 0.00    |
| Act                    | 2,346,684.90                                             | 272,429.77 | 284,343.43 | 271,072.88 | 399,015.38 | 285,844.17 | 299,980.16 | 265,693.88 | 268,305.23  | 0.00    | 0.00    | 0.00    | 0.00    |
| Diff                   | 2,346,684.90                                             | 272,429.77 | 284,343.43 | 271,072.88 | 399,015.38 | 285,844.17 | 299,980.16 | 265,693.88 | 268,305.23  | 0.00    | 0.00    | 0.00    | 0.00    |
| <b>Forecast Line#:</b> | <b>03.020 Employees' Retirement/Insurance Benefits</b>   |            |            |            |            |            |            |            |             |         |         |         |         |
| Est                    | 0.00                                                     | 0.00       | 0.00       | 0.00       | 0.00       | 0.00       | 0.00       | 0.00       | 0.00        | 0.00    | 0.00    | 0.00    | 0.00    |
| Act                    | 972,078.72                                               | 114,366.70 | 129,524.17 | 118,003.15 | 116,380.55 | 117,675.93 | 120,507.24 | 138,542.24 | 117,078.74  | 0.00    | 0.00    | 0.00    | 0.00    |
| Diff                   | 972,078.72                                               | 114,366.70 | 129,524.17 | 118,003.15 | 116,380.55 | 117,675.93 | 120,507.24 | 138,542.24 | 117,078.74  | 0.00    | 0.00    | 0.00    | 0.00    |
| <b>Forecast Line#:</b> | <b>03.030 Purchased Services</b>                         |            |            |            |            |            |            |            |             |         |         |         |         |
| Est                    | 0.00                                                     | 0.00       | 0.00       | 0.00       | 0.00       | 0.00       | 0.00       | 0.00       | 0.00        | 0.00    | 0.00    | 0.00    | 0.00    |
| Act                    | 873,086.10                                               | 88,452.83  | 86,372.67  | 128,504.27 | 92,689.20  | 116,493.07 | 137,662.62 | 121,814.18 | 101,097.26  | 0.00    | 0.00    | 0.00    | 0.00    |
| Diff                   | 873,086.10                                               | 88,452.83  | 86,372.67  | 128,504.27 | 92,689.20  | 116,493.07 | 137,662.62 | 121,814.18 | 101,097.26  | 0.00    | 0.00    | 0.00    | 0.00    |
| <b>Forecast Line#:</b> | <b>03.040 Supplies and Materials</b>                     |            |            |            |            |            |            |            |             |         |         |         |         |
| Est                    | 0.00                                                     | 0.00       | 0.00       | 0.00       | 0.00       | 0.00       | 0.00       | 0.00       | 0.00        | 0.00    | 0.00    | 0.00    | 0.00    |
| Act                    | 102,056.92                                               | 2,146.91   | 52,969.88  | 24,126.66  | (4,787.92) | 8,979.35   | 8,602.38   | 3,006.14   | 7,013.52    | 0.00    | 0.00    | 0.00    | 0.00    |
| Diff                   | 102,056.92                                               | 2,146.91   | 52,969.88  | 24,126.66  | (4,787.92) | 8,979.35   | 8,602.38   | 3,006.14   | 7,013.52    | 0.00    | 0.00    | 0.00    | 0.00    |
| <b>Forecast Line#:</b> | <b>03.050 Capital Outlay</b>                             |            |            |            |            |            |            |            |             |         |         |         |         |
| Est                    | 0.00                                                     | 0.00       | 0.00       | 0.00       | 0.00       | 0.00       | 0.00       | 0.00       | 0.00        | 0.00    | 0.00    | 0.00    | 0.00    |
| Act                    | 186,837.56                                               | 0.00       | 100,762.49 | 26,807.27  | (124.00)   | 475.53     | 17,650.08  | 97,569.03  | (56,302.84) | 0.00    | 0.00    | 0.00    | 0.00    |
| Diff                   | 186,837.56                                               | 0.00       | 100,762.49 | 26,807.27  | (124.00)   | 475.53     | 17,650.08  | 97,569.03  | (56,302.84) | 0.00    | 0.00    | 0.00    | 0.00    |

BRADFORD BOARD OF EDUCATION

SpendingPlanComparison

|                        | FYTD                                                       | July       | August     | September  | October    | November   | December   | January    | February   | March   | April   | May     | June    |
|------------------------|------------------------------------------------------------|------------|------------|------------|------------|------------|------------|------------|------------|---------|---------|---------|---------|
| <b>Forecast Line#:</b> | <b>03.060 Intergovernmental</b>                            |            |            |            |            |            |            |            |            |         |         |         |         |
| Est                    | \$ 0.00                                                    | \$ 0.00    | \$ 0.00    | \$ 0.00    | \$ 0.00    | \$ 0.00    | \$ 0.00    | \$ 0.00    | \$ 0.00    | \$ 0.00 | \$ 0.00 | \$ 0.00 | \$ 0.00 |
| Act                    | 0.00                                                       | 0.00       | 0.00       | 0.00       | 0.00       | 0.00       | 0.00       | 0.00       | 0.00       | 0.00    | 0.00    | 0.00    | 0.00    |
| Diff                   | 0.00                                                       | 0.00       | 0.00       | 0.00       | 0.00       | 0.00       | 0.00       | 0.00       | 0.00       | 0.00    | 0.00    | 0.00    | 0.00    |
| <b>Forecast Line#:</b> | <b>04.010 Debt Service: All Principal (Historical)</b>     |            |            |            |            |            |            |            |            |         |         |         |         |
| Est                    | 0.00                                                       | 0.00       | 0.00       | 0.00       | 0.00       | 0.00       | 0.00       | 0.00       | 0.00       | 0.00    | 0.00    | 0.00    | 0.00    |
| Act                    | 0.00                                                       | 0.00       | 0.00       | 0.00       | 0.00       | 0.00       | 0.00       | 0.00       | 0.00       | 0.00    | 0.00    | 0.00    | 0.00    |
| Diff                   | 0.00                                                       | 0.00       | 0.00       | 0.00       | 0.00       | 0.00       | 0.00       | 0.00       | 0.00       | 0.00    | 0.00    | 0.00    | 0.00    |
| <b>Forecast Line#:</b> | <b>04.020 Debt Service: Principal-Notes</b>                |            |            |            |            |            |            |            |            |         |         |         |         |
| Est                    | 0.00                                                       | 0.00       | 0.00       | 0.00       | 0.00       | 0.00       | 0.00       | 0.00       | 0.00       | 0.00    | 0.00    | 0.00    | 0.00    |
| Act                    | 0.00                                                       | 0.00       | 0.00       | 0.00       | 0.00       | 0.00       | 0.00       | 0.00       | 0.00       | 0.00    | 0.00    | 0.00    | 0.00    |
| Diff                   | 0.00                                                       | 0.00       | 0.00       | 0.00       | 0.00       | 0.00       | 0.00       | 0.00       | 0.00       | 0.00    | 0.00    | 0.00    | 0.00    |
| <b>Forecast Line#:</b> | <b>04.030 Debt Service: Principal - State Loans</b>        |            |            |            |            |            |            |            |            |         |         |         |         |
| Est                    | 0.00                                                       | 0.00       | 0.00       | 0.00       | 0.00       | 0.00       | 0.00       | 0.00       | 0.00       | 0.00    | 0.00    | 0.00    | 0.00    |
| Act                    | 0.00                                                       | 0.00       | 0.00       | 0.00       | 0.00       | 0.00       | 0.00       | 0.00       | 0.00       | 0.00    | 0.00    | 0.00    | 0.00    |
| Diff                   | 0.00                                                       | 0.00       | 0.00       | 0.00       | 0.00       | 0.00       | 0.00       | 0.00       | 0.00       | 0.00    | 0.00    | 0.00    | 0.00    |
| <b>Forecast Line#:</b> | <b>04.040 Debt Service: Principal - State Advancements</b> |            |            |            |            |            |            |            |            |         |         |         |         |
| Est                    | 0.00                                                       | 0.00       | 0.00       | 0.00       | 0.00       | 0.00       | 0.00       | 0.00       | 0.00       | 0.00    | 0.00    | 0.00    | 0.00    |
| Act                    | 0.00                                                       | 0.00       | 0.00       | 0.00       | 0.00       | 0.00       | 0.00       | 0.00       | 0.00       | 0.00    | 0.00    | 0.00    | 0.00    |
| Diff                   | 0.00                                                       | 0.00       | 0.00       | 0.00       | 0.00       | 0.00       | 0.00       | 0.00       | 0.00       | 0.00    | 0.00    | 0.00    | 0.00    |
| <b>Forecast Line#:</b> | <b>04.050 Debt Service: Principal - HB 264 Loans</b>       |            |            |            |            |            |            |            |            |         |         |         |         |
| Est                    | 0.00                                                       | 0.00       | 0.00       | 0.00       | 0.00       | 0.00       | 0.00       | 0.00       | 0.00       | 0.00    | 0.00    | 0.00    | 0.00    |
| Act                    | 0.00                                                       | 0.00       | 0.00       | 0.00       | 0.00       | 0.00       | 0.00       | 0.00       | 0.00       | 0.00    | 0.00    | 0.00    | 0.00    |
| Diff                   | 0.00                                                       | 0.00       | 0.00       | 0.00       | 0.00       | 0.00       | 0.00       | 0.00       | 0.00       | 0.00    | 0.00    | 0.00    | 0.00    |
| <b>Forecast Line#:</b> | <b>04.055 Debt Service: Principal - Other</b>              |            |            |            |            |            |            |            |            |         |         |         |         |
| Est                    | 0.00                                                       | 0.00       | 0.00       | 0.00       | 0.00       | 0.00       | 0.00       | 0.00       | 0.00       | 0.00    | 0.00    | 0.00    | 0.00    |
| Act                    | 0.00                                                       | 0.00       | 0.00       | 0.00       | 0.00       | 0.00       | 0.00       | 0.00       | 0.00       | 0.00    | 0.00    | 0.00    | 0.00    |
| Diff                   | 0.00                                                       | 0.00       | 0.00       | 0.00       | 0.00       | 0.00       | 0.00       | 0.00       | 0.00       | 0.00    | 0.00    | 0.00    | 0.00    |
| <b>Forecast Line#:</b> | <b>04.060 Debt Service: Interest and Fiscal Charges</b>    |            |            |            |            |            |            |            |            |         |         |         |         |
| Est                    | 0.00                                                       | 0.00       | 0.00       | 0.00       | 0.00       | 0.00       | 0.00       | 0.00       | 0.00       | 0.00    | 0.00    | 0.00    | 0.00    |
| Act                    | 0.00                                                       | 0.00       | 0.00       | 0.00       | 0.00       | 0.00       | 0.00       | 0.00       | 0.00       | 0.00    | 0.00    | 0.00    | 0.00    |
| Diff                   | 0.00                                                       | 0.00       | 0.00       | 0.00       | 0.00       | 0.00       | 0.00       | 0.00       | 0.00       | 0.00    | 0.00    | 0.00    | 0.00    |
| <b>Forecast Line#:</b> | <b>04.300 Other Objects</b>                                |            |            |            |            |            |            |            |            |         |         |         |         |
| Est                    | 0.00                                                       | 0.00       | 0.00       | 0.00       | 0.00       | 0.00       | 0.00       | 0.00       | 0.00       | 0.00    | 0.00    | 0.00    | 0.00    |
| Act                    | 82,988.93                                                  | 25,700.73  | 15,644.02  | 2,772.98   | 7,086.40   | 6,767.10   | 6,781.99   | 8,632.44   | 9,603.27   | 0.00    | 0.00    | 0.00    | 0.00    |
| Diff                   | 82,988.93                                                  | 25,700.73  | 15,644.02  | 2,772.98   | 7,086.40   | 6,767.10   | 6,781.99   | 8,632.44   | 9,603.27   | 0.00    | 0.00    | 0.00    | 0.00    |
| <b>Forecast Line#:</b> | <b>04.500 Total Expenditures</b>                           |            |            |            |            |            |            |            |            |         |         |         |         |
| Est                    | 0.00                                                       | 0.00       | 0.00       | 0.00       | 0.00       | 0.00       | 0.00       | 0.00       | 0.00       | 0.00    | 0.00    | 0.00    | 0.00    |
| Act                    | 4,563,733.13                                               | 503,096.94 | 669,616.66 | 571,287.21 | 610,259.61 | 536,235.15 | 591,184.47 | 635,257.91 | 446,795.18 | 0.00    | 0.00    | 0.00    | 0.00    |
| Diff                   | 4,563,733.13                                               | 503,096.94 | 669,616.66 | 571,287.21 | 610,259.61 | 536,235.15 | 591,184.47 | 635,257.91 | 446,795.18 | 0.00    | 0.00    | 0.00    | 0.00    |
| <b>Forecast Line#:</b> | <b>05.010 Operational Transfers - Out</b>                  |            |            |            |            |            |            |            |            |         |         |         |         |
| Est                    | 0.00                                                       | 0.00       | 0.00       | 0.00       | 0.00       | 0.00       | 0.00       | 0.00       | 0.00       | 0.00    | 0.00    | 0.00    | 0.00    |

BRADFORD BOARD OF EDUCATION

SpendingPlanComparison

Table with columns: FYTD, July, August, September, October, November, December, January, February, March, April, May, June. Rows include Act, Diff, and Forecast Line# for various categories like Advances, Financing Uses, Excess Rev, Cash Balance, and Encumbrances.

BRADFORD BOARD OF EDUCATION
Spending Plan Summary

Table with 7 columns: ODE Line Number, Monthly Estimate, Monthly Actual, Monthly Difference, FYTD Estimate, FYTD Actual, FYTD Difference. Rows include various budget categories like General Property, Debt Service, and Operational Transfers.



Start Date: 02/01/2021

End Date: 02/28/2021

**BRADFORD BOARD OF EDUCATION**

**Receipt Listing**

| Date              | Receipt #       | Line Number | Type | Description                                      | Amount          |
|-------------------|-----------------|-------------|------|--------------------------------------------------|-----------------|
| <b>Date:</b>      | <b>2/1/2021</b> |             |      |                                                  |                 |
| <b>Receipt #:</b> | <b>996719</b>   |             |      |                                                  |                 |
| 2/1/2021          | 996719          | 1 RC        |      | ESSERS for 2021 for the corona virus relief fund | \$ (219.32)     |
|                   |                 | 2 RC        |      | CRF for 2021 for the corona virus relief fund    | 219.32          |
|                   |                 |             |      |                                                  | <u>\$ 0.00</u>  |
| <b>Receipt #:</b> | <b>996727</b>   |             |      |                                                  |                 |
|                   | 996727          | 1 RC        |      | Received on Acct-Lunch Payment                   | 30.00           |
|                   |                 | 2 RC        |      | Chrome Book repair                               | 0.00            |
|                   |                 | 3 RC        |      | 14-15 Fees                                       | 0.00            |
|                   |                 | 4 RC        |      | 18-19 Fees                                       | 0.00            |
|                   |                 | 5 RC        |      | 15-16 Fees                                       | 0.00            |
|                   |                 | 6 RC        |      | 19-20 Fees                                       | 0.00            |
|                   |                 | 7 RC        |      | 20-21 Fees                                       | 0.00            |
|                   |                 | 9 RC        |      | AFNR 8 18-19                                     | 0.00            |
|                   |                 | 10 RC       |      | Art 6 2017-2018                                  | 0.00            |
|                   |                 | 11 RC       |      | Art 1 2020-2021                                  | 0.00            |
|                   |                 | 12 RC       |      | Art 2 -2019-2020                                 | 0.00            |
|                   |                 | 13 RC       |      | Art 6 2019-2020                                  | 0.00            |
|                   |                 | 14 RC       |      | Art 7 2020-2021                                  | 0.00            |
|                   |                 | 15 RC       |      | Art 7 2019-2020                                  | 0.00            |
|                   |                 | 16 RC       |      | Animal/Plant Science 19-20                       | 0.00            |
|                   |                 | 17 RC       |      | Biology 19-20                                    | 0.00            |
|                   |                 | 18 RC       |      | Biology 20-21                                    | 0.00            |
|                   |                 | 19 RC       |      | CP Chemistry 19-20                               | 0.00            |
|                   |                 | 20 RC       |      | Preengineering 19-20                             | 0.00            |
|                   |                 | 21 RC       |      | Physical Science 2020-2021                       | 0.00            |
|                   |                 | 22 RC       |      | Career Connections 7 20-21                       | 0.00            |
|                   |                 | 23 RC       |      | Career Connections 7 19-20                       | 0.00            |
|                   |                 | 24 RC       |      | Financial Mgmt Class Fees                        | 0.00            |
|                   |                 | 25 RC       |      | General Fee 20-21                                | 0.00            |
|                   |                 | 26 RC       |      | General Fee 18-19                                | 0.00            |
|                   |                 | 27 RC       |      | General Fee 19-20                                | 0.00            |
|                   |                 | 28 RC       |      | Comp App 17-18                                   | 0.00            |
|                   |                 | 29 RC       |      | Keyboarding 18-19                                | 0.00            |
|                   |                 | 30 RC       |      | Keyboarding 19-20                                | 0.00            |
|                   |                 | 31 RC       |      | Lost Library Book                                | 0.00            |
|                   |                 | 33 RC       |      | Lost Text Book                                   | 0.00            |
|                   |                 | 34 RC       |      | adjustment                                       | 0.00            |
|                   |                 |             |      |                                                  | <u>\$ 30.00</u> |
| <b>Receipt #:</b> | <b>996728</b>   |             |      |                                                  |                 |

Start Date: 02/01/2021

End Date: 02/28/2021

BRADFORD BOARD OF EDUCATION

Receipt Listing

| Date              | Receipt #       | Line Number | Type | Description                    | Amount           |
|-------------------|-----------------|-------------|------|--------------------------------|------------------|
|                   | 996728          | 1 RC        |      | JHBBK VS Riverside             | \$ 448.00        |
| <b>Receipt #:</b> | <b>996729</b>   |             |      |                                | <b>\$ 448.00</b> |
|                   | 996729          | 1 RC        |      | HSGBK VS NATIONAL TRAIL        | 498.00           |
|                   |                 |             |      |                                | <b>\$ 498.00</b> |
|                   |                 |             |      |                                | <b>\$ 976.00</b> |
| <b>Date:</b>      | <b>2/2/2021</b> |             |      |                                |                  |
| <b>Receipt #:</b> | <b>996730</b>   |             |      |                                |                  |
| 2/2/2021          | 996730          | 1 RC        |      | Received on Acct-Lunch Payment | 61.50            |
|                   |                 | 2 RC        |      | Chrome Book repair             | 0.00             |
|                   |                 | 3 RC        |      | 14-15 Fees                     | 0.00             |
|                   |                 | 4 RC        |      | 18-19 Fees                     | 0.00             |
|                   |                 | 5 RC        |      | 15-16 Fees                     | 0.00             |
|                   |                 | 6 RC        |      | 19-20 Fees                     | 0.00             |
|                   |                 | 7 RC        |      | 20-21 Fees                     | 0.00             |
|                   |                 | 9 RC        |      | AFNR 8 18-19                   | 0.00             |
|                   |                 | 10 RC       |      | Art 6 2017-2018                | 0.00             |
|                   |                 | 11 RC       |      | Art 1 2020-2021                | 0.00             |
|                   |                 | 12 RC       |      | Art 2 -2019-2020               | 0.00             |
|                   |                 | 13 RC       |      | Art 6 2019-2020                | 0.00             |
|                   |                 | 14 RC       |      | Art 7 2020-2021                | 0.00             |
|                   |                 | 15 RC       |      | Art 7 2019-2020                | 0.00             |
|                   |                 | 16 RC       |      | Animal/Plant Science 19-20     | 0.00             |
|                   |                 | 17 RC       |      | Biology 19-20                  | 0.00             |
|                   |                 | 18 RC       |      | Biology 20-21                  | 0.00             |
|                   |                 | 19 RC       |      | CP Chemistry 19-20             | 0.00             |
|                   |                 | 20 RC       |      | Preengineering 19-20           | 0.00             |
|                   |                 | 21 RC       |      | Physical Science 2020-2021     | 0.00             |
|                   |                 | 22 RC       |      | Career Connections 7 20-21     | 0.00             |
|                   |                 | 23 RC       |      | Career Connections 7 19-20     | 0.00             |
|                   |                 | 24 RC       |      | Financial Mgmt Class Fees      | 0.00             |
|                   |                 | 25 RC       |      | General Fee 20-21              | 0.00             |
|                   |                 | 26 RC       |      | General Fee 18-19              | 0.00             |
|                   |                 | 27 RC       |      | General Fee 19-20              | 0.00             |
|                   |                 | 28 RC       |      | Comp App 17-18                 | 0.00             |
|                   |                 | 29 RC       |      | Keyboarding 18-19              | 0.00             |
|                   |                 | 30 RC       |      | Keyboarding 19-20              | 0.00             |
|                   |                 | 31 RC       |      | Lost Library Book              | 0.00             |
|                   |                 | 33 RC       |      | Lost Text Book                 | 0.00             |
|                   |                 | 34 RC       |      | adjustment                     | 0.00             |

Start Date: 02/01/2021

End Date: 02/28/2021

**BRADFORD BOARD OF EDUCATION**

**Receipt Listing**

| Date              | Receipt #         | Line Number   | Type | Description                                                 | Amount             |
|-------------------|-------------------|---------------|------|-------------------------------------------------------------|--------------------|
|                   | <b>Receipt #:</b> | <b>996731</b> |      |                                                             | <b>\$ 61.50</b>    |
|                   |                   | 996731        | 1 RC | Comprehensive Literacy Grant for 2020-2021-Bradford Share   | \$ 7,832.44        |
|                   |                   |               | 2 RC | Comprehensive Literacy Grant for 2020-2021-Northridge Share | 248.92             |
|                   |                   |               |      |                                                             | <u>\$ 8,081.36</u> |
|                   |                   |               |      |                                                             | <u>\$ 8,142.86</u> |
| <b>Date:</b>      | <b>2/3/2021</b>   |               |      |                                                             |                    |
| <b>Receipt #:</b> | <b>996732</b>     |               |      |                                                             |                    |
| 2/3/2021          |                   | 996732        | 1 RC | HSBBK VS Russia                                             | 558.00             |
|                   |                   |               |      |                                                             | <u>\$ 558.00</u>   |
| <b>Receipt #:</b> | <b>996733</b>     |               |      |                                                             |                    |
|                   |                   | 996733        | 1 RC | Computer Table sold on auction brought no bids              | 3.00               |
|                   |                   |               |      |                                                             | <u>\$ 3.00</u>     |
| <b>Receipt #:</b> | <b>996734</b>     |               |      |                                                             |                    |
|                   |                   | 996734        | 1 RC | Class of 2022 Chicken Dinners Cash                          | 32.00              |
|                   |                   |               |      |                                                             | <u>\$ 32.00</u>    |
| <b>Receipt #:</b> | <b>996735</b>     |               |      |                                                             |                    |
|                   |                   | 996735        | 1 RC | Postage for Melissa Kommer                                  | 0.51               |
|                   |                   |               |      |                                                             | <u>\$ 0.51</u>     |
| <b>Receipt #:</b> | <b>996736</b>     |               |      |                                                             |                    |
|                   |                   | 996736        | 1 RC | HSBBK VS Parkway                                            | 720.00             |
|                   |                   |               |      |                                                             | <u>\$ 720.00</u>   |
| <b>Receipt #:</b> | <b>996737</b>     |               |      |                                                             |                    |
|                   |                   | 996737        | 1 RC | Student Breakfast                                           | 0.00               |
|                   |                   |               | 2 RC | Adult Breakfast                                             | 1.50               |
|                   |                   |               | 3 RC | Student Breakfast                                           | 0.00               |
|                   |                   |               | 4 RC | Student Lunch Receipts                                      | 0.00               |
|                   |                   |               | 5 RC | Student Milk Receipts                                       | 0.50               |
|                   |                   |               | 6 RC | Student Alacarte                                            | 8.00               |
|                   |                   |               | 7 RC | Adult Alacarte                                              | 2.50               |
|                   |                   |               | 8 RC | Received On Account                                         | (4.50)             |
|                   |                   |               |      |                                                             | <u>\$ 8.00</u>     |
| <b>Receipt #:</b> | <b>996738</b>     |               |      |                                                             |                    |
|                   |                   | 996738        | 1 RC | Received on Acct-Lunch Payment                              | 70.00              |
|                   |                   |               | 2 RC | Chrome Book repair                                          | 0.00               |
|                   |                   |               | 3 RC | 14-15 Fees                                                  | 0.00               |
|                   |                   |               | 4 RC | 18-19 Fees                                                  | 0.00               |
|                   |                   |               | 5 RC | 15-16 Fees                                                  | 0.00               |

Start Date: 02/01/2021

End Date: 02/28/2021

BRADFORD BOARD OF EDUCATION

Receipt Listing

| Date              | Receipt #       | Line Number | Type | Description                        | Amount              |
|-------------------|-----------------|-------------|------|------------------------------------|---------------------|
|                   |                 | 6 RC        |      | 19-20 Fees                         | \$ 0.00             |
|                   |                 | 7 RC        |      | 20-21 Fees                         | 0.00                |
|                   |                 | 9 RC        |      | AFNR 8 18-19                       | 0.00                |
|                   |                 | 10 RC       |      | Art 6 2017-2018                    | 0.00                |
|                   |                 | 11 RC       |      | Art 1 2020-2021                    | 0.00                |
|                   |                 | 12 RC       |      | Art 2 -2019-2020                   | 0.00                |
|                   |                 | 13 RC       |      | Art 6 2019-2020                    | 0.00                |
|                   |                 | 14 RC       |      | Art 7 2020-2021                    | 0.00                |
|                   |                 | 15 RC       |      | Art 7 2019-2020                    | 0.00                |
|                   |                 | 16 RC       |      | Animal/Plant Science 19-20         | 0.00                |
|                   |                 | 17 RC       |      | Biology 19-20                      | 0.00                |
|                   |                 | 18 RC       |      | Biology 20-21                      | 0.00                |
|                   |                 | 19 RC       |      | CP Chemistry 19-20                 | 0.00                |
|                   |                 | 20 RC       |      | Preengineering 19-20               | 0.00                |
|                   |                 | 21 RC       |      | Physical Science 2020-2021         | 0.00                |
|                   |                 | 22 RC       |      | Career Connections 7 20-21         | 0.00                |
|                   |                 | 23 RC       |      | Career Connections 7 19-20         | 0.00                |
|                   |                 | 24 RC       |      | Financial Mgmt Class Fees          | 0.00                |
|                   |                 | 25 RC       |      | General Fee 20-21                  | 0.00                |
|                   |                 | 26 RC       |      | General Fee 18-19                  | 0.00                |
|                   |                 | 27 RC       |      | General Fee 19-20                  | 0.00                |
|                   |                 | 28 RC       |      | Comp App 17-18                     | 0.00                |
|                   |                 | 29 RC       |      | Keyboarding 18-19                  | 0.00                |
|                   |                 | 30 RC       |      | Keyboarding 19-20                  | 0.00                |
|                   |                 | 31 RC       |      | Lost Library Book                  | 0.00                |
|                   |                 | 33 RC       |      | Lost Text Book                     | 0.00                |
|                   |                 | 34 RC       |      | adjustment                         | 0.00                |
|                   |                 |             |      |                                    | <u>\$ 70.00</u>     |
|                   |                 |             |      |                                    | <u>\$ 1,391.51</u>  |
| <b>Date:</b>      | <b>2/4/2021</b> |             |      |                                    |                     |
| <b>Receipt #:</b> | <b>996739</b>   |             |      |                                    |                     |
| 2/4/2021          | 996739          | 1 RC        |      | Class of 2025 Chilpotle Fundraiser | 119.86              |
|                   |                 |             |      |                                    | <u>\$ 119.86</u>    |
| <b>Receipt #:</b> | <b>996740</b>   |             |      |                                    |                     |
|                   | 996740          | 1 RC        |      | Title Six B for 2020-2021          | 10,088.66           |
|                   |                 |             |      |                                    | <u>\$ 10,088.66</u> |
| <b>Receipt #:</b> | <b>996741</b>   |             |      |                                    |                     |
|                   | 996741          | 1 RC        |      | Student Breakfast                  | 0.00                |
|                   |                 | 2 RC        |      | Adult Breakfast                    | 0.00                |
|                   |                 | 3 RC        |      | Student Breakfast                  | 0.00                |

Start Date: 02/01/2021

End Date: 02/28/2021

BRADFORD BOARD OF EDUCATION

Receipt Listing

| Date              | Receipt #       | Line Number | Type | Description                     | Amount              |
|-------------------|-----------------|-------------|------|---------------------------------|---------------------|
|                   |                 | 4 RC        |      | Student Lunch Receipts          | \$ 0.00             |
|                   |                 | 5 RC        |      | Student Milk Receipts           | 0.50                |
|                   |                 | 6 RC        |      | Student Alacarte                | 111.50              |
|                   |                 | 7 RC        |      | Adult Alacarte                  | 34.75               |
|                   |                 | 8 RC        |      | Received On Account             | 745.00              |
|                   |                 |             |      |                                 | <u>\$ 891.75</u>    |
|                   |                 |             |      |                                 | <u>\$ 11,100.27</u> |
| <b>Date:</b>      | <b>2/5/2021</b> |             |      |                                 |                     |
| <b>Receipt #:</b> | <b>996742</b>   |             |      |                                 |                     |
| 2/5/2021          | 996742          | 1 RC        |      | JHBBK VS Mississinawa Valley    | 420.00              |
|                   |                 |             |      |                                 | <u>\$ 420.00</u>    |
| <b>Receipt #:</b> | <b>996743</b>   |             |      |                                 |                     |
|                   | 996743          | 1 RC        |      | HSBBK VS Arcanum-Butler         | 804.00              |
|                   |                 |             |      |                                 | <u>\$ 804.00</u>    |
|                   |                 |             |      |                                 | <u>\$ 1,224.00</u>  |
| <b>Date:</b>      | <b>2/8/2021</b> |             |      |                                 |                     |
| <b>Receipt #:</b> | <b>996744</b>   |             |      |                                 |                     |
| 2/8/2021          | 996744          | 1 RC        |      | HSGBK VS SIDNEY LEHMAN          | 576.00              |
|                   |                 |             |      |                                 | <u>\$ 576.00</u>    |
| <b>Receipt #:</b> | <b>996745</b>   |             |      |                                 |                     |
|                   | 996745          | 1 RC        |      | HSBBK VS Sidney Lehman Catholic | 642.00              |
|                   |                 |             |      |                                 | <u>\$ 642.00</u>    |
| <b>Receipt #:</b> | <b>996746</b>   |             |      |                                 |                     |
|                   | 996746          | 1 RC        |      | Student Breakfast               | 0.00                |
|                   |                 | 2 RC        |      | Adult Breakfast                 | 0.00                |
|                   |                 | 3 RC        |      | Student Breakfast               | 0.00                |
|                   |                 | 4 RC        |      | Student Lunch Receipts          | 0.00                |
|                   |                 | 5 RC        |      | Student Milk Receipts           | 0.00                |
|                   |                 | 6 RC        |      | Student Alacarte                | 114.75              |
|                   |                 | 7 RC        |      | Adult Alacarte                  | 39.50               |
|                   |                 | 8 RC        |      | Received On Account             | (95.25)             |
|                   |                 |             |      |                                 | <u>\$ 59.00</u>     |
| <b>Receipt #:</b> | <b>996747</b>   |             |      |                                 |                     |
|                   | 996747          | 1 RC        |      | Received on Acct-Lunch Payment  | 10.00               |
|                   |                 | 2 RC        |      | Chrome Book repair              | 0.00                |
|                   |                 | 3 RC        |      | 14-15 Fees                      | 0.00                |
|                   |                 | 4 RC        |      | 18-19 Fees                      | 0.00                |
|                   |                 | 5 RC        |      | 15-16 Fees                      | 0.00                |
|                   |                 | 6 RC        |      | 19-20 Fees                      | 0.00                |
|                   |                 | 7 RC        |      | 20-21 Fees                      | 0.00                |

Start Date: 02/01/2021

End Date: 02/28/2021

BRADFORD BOARD OF EDUCATION

Receipt Listing

| Date              | Receipt #       | Line Number | Type | Description                                  | Amount             |
|-------------------|-----------------|-------------|------|----------------------------------------------|--------------------|
|                   |                 | 9 RC        |      | AFNR 8 18-19                                 | \$ 0.00            |
|                   |                 | 10 RC       |      | Art 6 2017-2018                              | 0.00               |
|                   |                 | 11 RC       |      | Art 1 2020-2021                              | 0.00               |
|                   |                 | 12 RC       |      | Art 2 -2019-2020                             | 0.00               |
|                   |                 | 13 RC       |      | Art 6 2019-2020                              | 0.00               |
|                   |                 | 14 RC       |      | Art 7 2020-2021                              | 0.00               |
|                   |                 | 15 RC       |      | Art 7 2019-2020                              | 0.00               |
|                   |                 | 16 RC       |      | Animal/Plant Science 19-20                   | 0.00               |
|                   |                 | 17 RC       |      | Biology 19-20                                | 0.00               |
|                   |                 | 18 RC       |      | Biology 20-21                                | 0.00               |
|                   |                 | 19 RC       |      | CP Chemistry 19-20                           | 0.00               |
|                   |                 | 20 RC       |      | Preengineering 19-20                         | 0.00               |
|                   |                 | 21 RC       |      | Physical Science 2020-2021                   | 0.00               |
|                   |                 | 22 RC       |      | Career Connections 7 20-21                   | 0.00               |
|                   |                 | 23 RC       |      | Career Connections 7 19-20                   | 0.00               |
|                   |                 | 24 RC       |      | Financial Mgmt Class Fees                    | 0.00               |
|                   |                 | 25 RC       |      | General Fee 20-21                            | 0.00               |
|                   |                 | 26 RC       |      | General Fee 18-19                            | 0.00               |
|                   |                 | 27 RC       |      | General Fee 19-20                            | 0.00               |
|                   |                 | 28 RC       |      | Comp App 17-18                               | 0.00               |
|                   |                 | 29 RC       |      | Keyboarding 18-19                            | 0.00               |
|                   |                 | 30 RC       |      | Keyboarding 19-20                            | 0.00               |
|                   |                 | 31 RC       |      | Lost Library Book                            | 0.00               |
|                   |                 | 33 RC       |      | Lost Text Book                               | 0.00               |
|                   |                 | 34 RC       |      | adjustment                                   | 0.00               |
|                   |                 |             |      |                                              | <u>\$ 10.00</u>    |
| <b>Receipt #:</b> | <b>996748</b>   |             |      |                                              |                    |
|                   | 996748          | 1 RC        |      | Medicaid Billing payback from for 2020-2021  | 601.68             |
|                   |                 |             |      |                                              | <u>\$ 601.68</u>   |
| <b>Receipt #:</b> | <b>996749</b>   |             |      |                                              |                    |
|                   | 996749          | 1 RX        |      | 2021 HSA Participation refund for Glen Etter | 134.02             |
|                   |                 | 2 RX        |      | 2021 HSA Participation refund for Glen Etter | 1,865.98           |
|                   |                 |             |      |                                              | <u>\$ 2,000.00</u> |
| <b>Receipt #:</b> | <b>996750</b>   |             |      |                                              |                    |
|                   | 996750          | 1 RC        |      | sale of band chairs                          | 66.00              |
|                   |                 |             |      |                                              | <u>\$ 66.00</u>    |
|                   |                 |             |      |                                              | <u>\$ 3,954.68</u> |
| <b>Date:</b>      | <b>2/9/2021</b> |             |      |                                              |                    |
| <b>Receipt #:</b> | <b>996751</b>   |             |      |                                              |                    |
| 2/9/2021          | 996751          | 1 RX        |      | FRESHMAN VERSUS COVINGTON CCC                | 265.00             |

Start Date: 02/01/2021

End Date: 02/28/2021

## BRADFORD BOARD OF EDUCATION Receipt Listing

| Date              | Receipt #        | Line Number | Type  | Description                                       | Amount           |
|-------------------|------------------|-------------|-------|---------------------------------------------------|------------------|
|                   |                  |             |       | TOURNAMENT                                        | <b>\$ 265.00</b> |
| <b>Receipt #:</b> | <b>996752</b>    |             |       |                                                   |                  |
|                   |                  | 996752      | 1 RX  | JH BBK VERSUS TRIVILLAGE 8TH GRADE CCC TOURNAMENT | \$ 575.00        |
|                   |                  |             |       |                                                   | <b>\$ 575.00</b> |
|                   |                  |             |       |                                                   | <b>\$ 840.00</b> |
| <b>Date:</b>      | <b>2/10/2021</b> |             |       |                                                   |                  |
| <b>Receipt #:</b> | <b>996753</b>    |             |       |                                                   |                  |
| 2/10/2021         |                  | 996753      | 1 RC  | Student Breakfast                                 | 0.00             |
|                   |                  |             | 2 RC  | Adult Breakfast                                   | 2.00             |
|                   |                  |             | 3 RC  | Student Breakfast                                 | 0.00             |
|                   |                  |             | 4 RC  | Student Lunch Receipts                            | 0.00             |
|                   |                  |             | 5 RC  | Student Milk Receipts                             | 0.50             |
|                   |                  |             | 6 RC  | Student Alacarte                                  | 93.75            |
|                   |                  |             | 7 RC  | Adult Alacarte                                    | 38.50            |
|                   |                  |             | 8 RC  | Received On Account                               | (87.20)          |
|                   |                  |             |       |                                                   | <b>\$ 47.55</b>  |
|                   |                  |             |       |                                                   | <b>\$ 47.55</b>  |
| <b>Date:</b>      | <b>2/11/2021</b> |             |       |                                                   |                  |
| <b>Receipt #:</b> | <b>996754</b>    |             |       |                                                   |                  |
| 2/11/2021         |                  | 996754      | 1 RC  | HS Principal Coke Sales                           | 70.00            |
|                   |                  |             |       |                                                   | <b>\$ 70.00</b>  |
|                   |                  |             |       |                                                   | <b>\$ 70.00</b>  |
| <b>Date:</b>      | <b>2/12/2021</b> |             |       |                                                   |                  |
| <b>Receipt #:</b> | <b>996755</b>    |             |       |                                                   |                  |
| 2/12/2021         |                  | 996755      | 1 RC  | Received on Acct-Lunch Payment                    | 25.00            |
|                   |                  |             | 2 RC  | Chrome Book repair                                | 0.00             |
|                   |                  |             | 3 RC  | 14-15 Fees                                        | 0.00             |
|                   |                  |             | 4 RC  | 18-19 Fees                                        | 0.00             |
|                   |                  |             | 5 RC  | 15-16 Fees                                        | 0.00             |
|                   |                  |             | 6 RC  | 19-20 Fees                                        | 0.00             |
|                   |                  |             | 7 RC  | 20-21 Fees                                        | 0.00             |
|                   |                  |             | 9 RC  | AFNR 8 18-19                                      | 0.00             |
|                   |                  |             | 10 RC | Art 6 2017-2018                                   | 0.00             |
|                   |                  |             | 11 RC | Art 1 2020-2021                                   | 0.00             |
|                   |                  |             | 12 RC | Art 2 -2019-2020                                  | 0.00             |
|                   |                  |             | 13 RC | Art 6 2019-2020                                   | 0.00             |
|                   |                  |             | 14 RC | Art 7 2020-2021                                   | 0.00             |
|                   |                  |             | 15 RC | Art 7 2019-2020                                   | 0.00             |

Start Date: 02/01/2021

End Date: 02/28/2021

**BRADFORD BOARD OF EDUCATION**

**Receipt Listing**

| Date              | Receipt #     | Line Number | Type | Description                    | Amount          |
|-------------------|---------------|-------------|------|--------------------------------|-----------------|
|                   |               | 16 RC       |      | Animal/Plant Science 19-20     | \$ 0.00         |
|                   |               | 17 RC       |      | Biology 19-20                  | 0.00            |
|                   |               | 18 RC       |      | Biology 20-21                  | 0.00            |
|                   |               | 19 RC       |      | CP Chemistry 19-20             | 0.00            |
|                   |               | 20 RC       |      | Preengineering 19-20           | 0.00            |
|                   |               | 21 RC       |      | Physical Science 2020-2021     | 0.00            |
|                   |               | 22 RC       |      | Career Connections 7 20-21     | 0.00            |
|                   |               | 23 RC       |      | Career Connections 7 19-20     | 0.00            |
|                   |               | 24 RC       |      | Financial Mgmt Class Fees      | 0.00            |
|                   |               | 25 RC       |      | General Fee 20-21              | 0.00            |
|                   |               | 26 RC       |      | General Fee 18-19              | 0.00            |
|                   |               | 27 RC       |      | General Fee 19-20              | 0.00            |
|                   |               | 28 RC       |      | Comp App 17-18                 | 0.00            |
|                   |               | 29 RC       |      | Keyboarding 18-19              | 0.00            |
|                   |               | 30 RC       |      | Keyboarding 19-20              | 0.00            |
|                   |               | 31 RC       |      | Lost Library Book              | 0.00            |
|                   |               | 33 RC       |      | Lost Text Book                 | 0.00            |
|                   |               | 34 RC       |      | adjustment                     | 0.00            |
|                   |               |             |      |                                | <b>\$ 25.00</b> |
| <b>Receipt #:</b> | <b>996756</b> |             |      |                                |                 |
|                   | 996756        | 1 RC        |      | Foundation Formula             | 194,333.20      |
|                   |               | 2 RC        |      | Student Wellness and Success   | 112,439.00      |
|                   |               | 3 RC        |      | Enrollment Growth Supplement   | 0.00            |
|                   |               | 4 RC        |      | Preschool Special Education    | 1,086.94        |
|                   |               | 5 RC        |      | Special Education Transportati | 691.60          |
|                   |               | 6 RC        |      | Career Tech Education Funding  | 182.12          |
|                   |               | 7 RC        |      | Economic Disadvantage Funding  | 1,499.05        |
|                   |               | 8 RX        |      | Educational Service Center     | (1,693.57)      |
|                   |               | 9 RC        |      | Open enrollment Adj-           | 15,938.28       |
|                   |               | 10 RX       |      | Open Enrollment Adjustment     | (13,426.16)     |
|                   |               | 11 RX       |      | Community School Adjustment    | (1,555.44)      |
|                   |               | 12 RX       |      | Scholarship Transfer           | 0.00            |
|                   |               | 13 RX       |      | Other Adjustment -negative     | (829.12)        |
|                   |               | 14 RX       |      | SF14 Regular Tuition           | 0.00            |
|                   |               | 15 RX       |      | SF14 Special Education Tuition | 0.00            |
|                   |               | 16 RX       |      | College Credit Plus            | (3,246.54)      |
|                   |               | 17 RX       |      | School Employees Retirement Sy | 0.00            |
|                   |               | 18 RX       |      | State Teachers Retirement Sys  | (16,755.00)     |
|                   |               | 19 RX       |      | Excess Cost                    | 0.00            |
|                   |               | 20 RC       |      | SF14 Regular Tuition           | 0.00            |



Start Date: 02/01/2021

End Date: 02/28/2021

BRADFORD BOARD OF EDUCATION

Receipt Listing

| Date              | Receipt #     | Line Number | Type | Description                                       | Amount               |
|-------------------|---------------|-------------|------|---------------------------------------------------|----------------------|
|                   |               | 21 RC       |      | FY 2020 Final #1 Adjustment                       | \$ 0.00              |
|                   |               | 22 RC       |      | SF6 Excess Costs                                  | 0.00                 |
|                   |               | 23 RC       |      | SF14 Regular Tuition                              | 0.00                 |
|                   |               | 24 RC       |      | Half-Mill Equalization Payment                    | 0.00                 |
|                   |               | 25 RX       |      | Community School FTE Review Ad                    | 0.00                 |
|                   |               | 26 RC       |      | SF14 Regular Tuition                              | 0.00                 |
|                   |               | 27 RX       |      | College Credit Plus                               | 10,707.74            |
|                   |               |             |      |                                                   | <u>10,707.74</u>     |
| <b>Receipt #:</b> | <b>996757</b> |             |      |                                                   | <b>\$ 299,372.10</b> |
|                   | 996757        | 1 RC        |      | Student Breakfast                                 | 0.00                 |
|                   |               | 2 RC        |      | Adult Breakfast                                   | 0.00                 |
|                   |               | 3 RC        |      | Student Breakfast                                 | 0.00                 |
|                   |               | 4 RC        |      | Student Lunch Receipts                            | 0.00                 |
|                   |               | 5 RC        |      | Student Milk Receipts                             | 1.00                 |
|                   |               | 6 RC        |      | Student Alacarte                                  | 102.00               |
|                   |               | 7 RC        |      | Adult Alacarte                                    | 31.50                |
|                   |               | 8 RC        |      | Received On Account                               | (43.00)              |
|                   |               |             |      |                                                   | <u>\$ 91.50</u>      |
| <b>Receipt #:</b> | <b>996758</b> |             |      |                                                   |                      |
|                   | 996758        | 1 RC        |      | School bus money for 2020-2021                    | 55,921.13            |
|                   |               |             |      |                                                   | <u>\$ 55,921.13</u>  |
| <b>Receipt #:</b> | <b>996759</b> |             |      |                                                   |                      |
|                   | 996759        | 1 RX        |      | JH BBK VERSUS TRIVILLAGE 8TH GRADE CCC TOURNAMENT | 810.00               |
|                   |               |             |      |                                                   | <u>\$ 810.00</u>     |
| <b>Receipt #:</b> | <b>996760</b> |             |      |                                                   |                      |
|                   | 996760        | 1 RC        |      | High School General Fees                          | 35.00                |
|                   |               | 2 RC        |      | Art Classes, Jr High High Sch                     | 15.00                |
|                   |               | 3 RC        |      | Business Acct Class Fees                          | 0.00                 |
|                   |               | 4 RC        |      | Financial Mgmt Class Fees                         | 0.00                 |
|                   |               | 5 RC        |      | Keyboarding Supplies                              | 10.00                |
|                   |               | 6 RC        |      | FFA Class Fees                                    | 0.00                 |
|                   |               | 7 RC        |      | Science Class Fees                                | 0.00                 |
|                   |               | 8 RC        |      | Library Books Lost                                | 0.00                 |
|                   |               | 9 RC        |      | Miscellaneous Fees                                | 0.00                 |
|                   |               | 10 RC       |      | Computer 7                                        | 0.00                 |
|                   |               | 11 RC       |      | High School General Fees 14-15                    | 0.00                 |
|                   |               | 12 RC       |      | Lost Textbook                                     | 0.00                 |
|                   |               | 13 RC       |      | Lost Chromebooks                                  | 0.00                 |
|                   |               | 14 RC       |      | Elementary School General Fees                    | 0.00                 |

Start Date: 02/01/2021

End Date: 02/28/2021

**BRADFORD BOARD OF EDUCATION**

**Receipt Listing**

| Date              | Receipt #         | Line Number   | Type | Description                                                    | Amount               |
|-------------------|-------------------|---------------|------|----------------------------------------------------------------|----------------------|
|                   | <b>Receipt #:</b> | <b>996761</b> |      |                                                                | <b>\$ 60.00</b>      |
|                   |                   | 996761        | 1 RC | Kona Ice for Positive Behavior Support-Principals fund         | \$ 132.62            |
|                   |                   |               | 2 RC | Kona Ice for Positive Behavior Support-Principals fund         | 132.63               |
|                   |                   |               |      |                                                                | <b>\$ 265.25</b>     |
|                   | <b>Receipt #:</b> | <b>996762</b> |      |                                                                |                      |
|                   |                   | 996762        | 1 RC | Elem Student Fees                                              | 70.00                |
|                   |                   |               |      |                                                                | <b>\$ 70.00</b>      |
|                   |                   |               |      |                                                                | <b>\$ 356,614.98</b> |
| <b>Date:</b>      | <b>2/16/2021</b>  |               |      |                                                                |                      |
| <b>Receipt #:</b> | <b>996763</b>     |               |      |                                                                |                      |
| 2/16/2021         |                   | 996763        | 1 RC | ESSERS Grant - COVID-19 for 2020-2021                          | 4,936.75             |
|                   |                   |               |      |                                                                | <b>\$ 4,936.75</b>   |
| <b>Receipt #:</b> | <b>996764</b>     |               |      |                                                                |                      |
|                   |                   | 996764        | 1 RC | Comprehensive Literacy Grant for 2020-2021-Bradford Share      | 0.00                 |
|                   |                   |               | 2 RC | Comprehensive Literacy Grant for 2020-2021-Northridge Share    | 16,927.17            |
|                   |                   |               | 3 RC | Comprehensive Literacy Grant for 2020-2021-Northridge Share    | 4,372.35             |
|                   |                   |               | 4 RC | Comprehensive Literacy Grant for 2020-2021-Bradford correction | (14,172.08)          |
|                   |                   |               | 5 RC | Comprehensive Literacy Grant for 2020-2021-Bradford correction | 14,172.08            |
|                   |                   |               |      |                                                                | <b>\$ 21,299.52</b>  |
| <b>Receipt #:</b> | <b>996765</b>     |               |      |                                                                |                      |
|                   |                   | 996765        | 1 RC | LUNCH-PUBLIC SECT 11                                           | 320.88               |
|                   |                   |               | 2 RC | LUNCH-PUBLIC SECT 11                                           | 16,089.84            |
|                   |                   |               | 3 RC | CRRS BREAKFAST REIMB -JANUARY 3170                             | 5,229.64             |
|                   |                   |               |      |                                                                | <b>\$ 21,640.36</b>  |
|                   |                   |               |      |                                                                | <b>\$ 47,876.63</b>  |
| <b>Date:</b>      | <b>2/17/2021</b>  |               |      |                                                                |                      |
| <b>Receipt #:</b> | <b>996766</b>     |               |      |                                                                |                      |
| 2/17/2021         |                   | 996766        | 1 RC | Broadband Connectivity for 2020-2021                           | 381.54               |
|                   |                   |               |      |                                                                | <b>\$ 381.54</b>     |
| <b>Receipt #:</b> | <b>996767</b>     |               |      |                                                                |                      |
|                   |                   | 996767        | 1 RC | Received on Acct-Lunch Payment                                 | 60.00                |
|                   |                   |               | 2 RC | Chrome Book repair                                             | 0.00                 |
|                   |                   |               | 3 RC | 14-15 Fees                                                     | 0.00                 |
|                   |                   |               | 4 RC | 18-19 Fees                                                     | 0.00                 |

Start Date: 02/01/2021

End Date: 02/28/2021

**BRADFORD BOARD OF EDUCATION**

**Receipt Listing**

| Date              | Receipt #     | Line Number | Type | Description                | Amount           |
|-------------------|---------------|-------------|------|----------------------------|------------------|
|                   |               | 5 RC        |      | 15-16 Fees                 | \$ 0.00          |
|                   |               | 6 RC        |      | 19-20 Fees                 | 0.00             |
|                   |               | 7 RC        |      | 20-21 Fees                 | 0.00             |
|                   |               | 9 RC        |      | AFNR 8 18-19               | 0.00             |
|                   |               | 10 RC       |      | Art 6 2017-2018            | 0.00             |
|                   |               | 11 RC       |      | Art 1 2020-2021            | 0.00             |
|                   |               | 12 RC       |      | Art 2 -2019-2020           | 0.00             |
|                   |               | 13 RC       |      | Art 6 2019-2020            | 0.00             |
|                   |               | 14 RC       |      | Art 7 2020-2021            | 0.00             |
|                   |               | 15 RC       |      | Art 7 2019-2020            | 0.00             |
|                   |               | 16 RC       |      | Animal/Plant Science 19-20 | 0.00             |
|                   |               | 17 RC       |      | Biology 19-20              | 0.00             |
|                   |               | 18 RC       |      | Biology 20-21              | 0.00             |
|                   |               | 19 RC       |      | CP Chemistry 19-20         | 0.00             |
|                   |               | 20 RC       |      | Preengineering 19-20       | 0.00             |
|                   |               | 21 RC       |      | Physical Science 2020-2021 | 0.00             |
|                   |               | 22 RC       |      | Career Connections 7 20-21 | 0.00             |
|                   |               | 23 RC       |      | Career Connections 7 19-20 | 0.00             |
|                   |               | 24 RC       |      | Financial Mgmt Class Fees  | 0.00             |
|                   |               | 25 RC       |      | General Fee 20-21          | 0.00             |
|                   |               | 26 RC       |      | General Fee 18-19          | 0.00             |
|                   |               | 27 RC       |      | General Fee 19-20          | 0.00             |
|                   |               | 28 RC       |      | Comp App 17-18             | 0.00             |
|                   |               | 29 RC       |      | Keyboarding 18-19          | 0.00             |
|                   |               | 30 RC       |      | Keyboarding 19-20          | 0.00             |
|                   |               | 31 RC       |      | Lost Library Book          | 0.00             |
|                   |               | 33 RC       |      | Lost Text Book             | 0.00             |
|                   |               | 34 RC       |      | adjustment                 | 0.00             |
|                   |               |             |      |                            | <hr/>            |
|                   |               |             |      |                            | <b>\$ 60.00</b>  |
| <b>Receipt #:</b> | <b>996768</b> |             |      |                            |                  |
|                   | 996768        | 1 RC        |      | HSBBK VS Newton            | 860.00           |
|                   |               |             |      |                            | <hr/>            |
|                   |               |             |      |                            | <b>\$ 860.00</b> |
| <b>Receipt #:</b> | <b>996769</b> |             |      |                            |                  |
|                   | 996769        | 1 RC        |      | Student Breakfast          | 0.00             |
|                   |               | 2 RC        |      | Adult Breakfast            | 0.75             |
|                   |               | 3 RC        |      | Student Breakfast          | 0.00             |
|                   |               | 4 RC        |      | Student Lunch Receipts     | 0.00             |
|                   |               | 5 RC        |      | Student Milk Receipts      | 0.50             |
|                   |               | 6 RC        |      | Student Alacarte           | 79.50            |
|                   |               | 7 RC        |      | Adult Alacarte             | 54.50            |

Start Date: 02/01/2021

End Date: 02/28/2021

BRADFORD BOARD OF EDUCATION

Receipt Listing

| Date              | Receipt #        | Line Number | Type | Description                    | Amount              |
|-------------------|------------------|-------------|------|--------------------------------|---------------------|
|                   |                  |             | 8 RC | Received On Account            | \$ (69.69)          |
|                   |                  |             |      |                                | <u>\$ 65.56</u>     |
|                   |                  |             |      |                                | <u>\$ 1,367.10</u>  |
| <b>Date:</b>      | <b>2/19/2021</b> |             |      |                                |                     |
| <b>Receipt #:</b> | <b>996770</b>    |             |      |                                |                     |
| 2/19/2021         | 996770           | 1 RC        |      | AGRICULTURE/RESIDENTIAL        | 70,000.00           |
|                   |                  |             |      |                                | <u>\$ 70,000.00</u> |
| <b>Receipt #:</b> | <b>996771</b>    |             |      |                                |                     |
|                   | 996771           | 1 RC        |      | Received on Acct-Lunch Payment | 30.00               |
|                   |                  | 2 RC        |      | Chrome Book repair             | 0.00                |
|                   |                  | 3 RC        |      | 14-15 Fees                     | 0.00                |
|                   |                  | 4 RC        |      | 18-19 Fees                     | 0.00                |
|                   |                  | 5 RC        |      | 15-16 Fees                     | 0.00                |
|                   |                  | 6 RC        |      | 19-20 Fees                     | 0.00                |
|                   |                  | 7 RC        |      | 20-21 Fees                     | 0.00                |
|                   |                  | 9 RC        |      | AFNR 8 18-19                   | 0.00                |
|                   |                  | 10 RC       |      | Art 6 2017-2018                | 0.00                |
|                   |                  | 11 RC       |      | Art 1 2020-2021                | 0.00                |
|                   |                  | 12 RC       |      | Art 2 -2019-2020               | 0.00                |
|                   |                  | 13 RC       |      | Art 6 2019-2020                | 0.00                |
|                   |                  | 14 RC       |      | Art 7 2020-2021                | 0.00                |
|                   |                  | 15 RC       |      | Art 7 2019-2020                | 0.00                |
|                   |                  | 16 RC       |      | Animal/Plant Science 19-20     | 0.00                |
|                   |                  | 17 RC       |      | Biology 19-20                  | 0.00                |
|                   |                  | 18 RC       |      | Biology 20-21                  | 0.00                |
|                   |                  | 19 RC       |      | CP Chemistry 19-20             | 0.00                |
|                   |                  | 20 RC       |      | Preengineering 19-20           | 0.00                |
|                   |                  | 21 RC       |      | Physical Science 2020-2021     | 0.00                |
|                   |                  | 22 RC       |      | Career Connections 7 20-21     | 0.00                |
|                   |                  | 23 RC       |      | Career Connections 7 19-20     | 0.00                |
|                   |                  | 24 RC       |      | Financial Mgmt Class Fees      | 0.00                |
|                   |                  | 25 RC       |      | General Fee 20-21              | 0.00                |
|                   |                  | 26 RC       |      | General Fee 18-19              | 0.00                |
|                   |                  | 27 RC       |      | General Fee 19-20              | 0.00                |
|                   |                  | 28 RC       |      | Comp App 17-18                 | 0.00                |
|                   |                  | 29 RC       |      | Keyboarding 18-19              | 0.00                |
|                   |                  | 30 RC       |      | Keyboarding 19-20              | 0.00                |
|                   |                  | 31 RC       |      | Lost Library Book              | 0.00                |
|                   |                  | 33 RC       |      | Lost Text Book                 | 0.00                |
|                   |                  | 34 RC       |      | adjustment                     | 0.00                |

Start Date: 02/01/2021

End Date: 02/28/2021

## BRADFORD BOARD OF EDUCATION

### Receipt Listing

| Date              | Receipt #        | Line Number | Type | Description                                      | Amount              |
|-------------------|------------------|-------------|------|--------------------------------------------------|---------------------|
|                   |                  |             |      |                                                  | <b>\$ 30.00</b>     |
| <b>Receipt #:</b> | <b>996772</b>    |             |      |                                                  |                     |
|                   | 996772           | 1 RC        |      | Student Breakfast                                | \$ 0.00             |
|                   |                  | 2 RC        |      | Adult Breakfast                                  | 1.50                |
|                   |                  | 3 RC        |      | Student Breakfast                                | 0.00                |
|                   |                  | 4 RC        |      | Student Lunch Receipts                           | 0.00                |
|                   |                  | 5 RC        |      | Student Milk Receipts                            | 1.00                |
|                   |                  | 6 RC        |      | Student Alacarte                                 | 113.25              |
|                   |                  | 7 RC        |      | Adult Alacarte                                   | 18.00               |
|                   |                  | 8 RC        |      | Received On Account                              | (26.50)             |
|                   |                  |             |      |                                                  | <b>\$ 107.25</b>    |
|                   |                  |             |      |                                                  | <b>\$ 70,137.25</b> |
| <b>Date:</b>      | <b>2/22/2021</b> |             |      |                                                  |                     |
| <b>Receipt #:</b> | <b>996773</b>    |             |      |                                                  |                     |
| 2/22/2021         | 996773           | 1 RC        |      | Student Breakfast                                | 0.00                |
|                   |                  | 2 RC        |      | Adult Breakfast                                  | 6.00                |
|                   |                  | 3 RC        |      | Student Breakfast                                | 0.00                |
|                   |                  | 4 RC        |      | Student Lunch Receipts                           | 0.00                |
|                   |                  | 5 RC        |      | Student Milk Receipts                            | 1.00                |
|                   |                  | 6 RC        |      | Student Alacarte                                 | 114.75              |
|                   |                  | 7 RC        |      | Adult Alacarte                                   | 46.75               |
|                   |                  | 8 RC        |      | Received On Account                              | (46.00)             |
|                   |                  |             |      |                                                  | <b>\$ 122.50</b>    |
| <b>Receipt #:</b> | <b>996774</b>    |             |      |                                                  |                     |
|                   | 996774           | 1 RC        |      | Coke Sales Commissions                           | 158.50              |
|                   |                  |             |      |                                                  | <b>\$ 158.50</b>    |
| <b>Receipt #:</b> | <b>996775</b>    |             |      |                                                  |                     |
|                   | 996775           | 1 RX        |      | refund from Little Caesars Invoice of 01/21/2021 | 0.43                |
|                   |                  | 2 RC        |      | overage                                          | 0.02                |
|                   |                  |             |      |                                                  | <b>\$ 0.45</b>      |
| <b>Receipt #:</b> | <b>996776</b>    |             |      |                                                  |                     |
|                   | 996776           | 1 RC        |      | Badge Replacement for Keith Gaines               | 2.00                |
|                   |                  |             |      |                                                  | <b>\$ 2.00</b>      |
| <b>Receipt #:</b> | <b>996777</b>    |             |      |                                                  |                     |
|                   | 996777           | 1 RC        |      | Badge Replacement for Kamryn Blackwell           | 2.00                |
|                   |                  |             |      |                                                  | <b>\$ 2.00</b>      |
|                   |                  |             |      |                                                  | <b>\$ 285.45</b>    |
| <b>Date:</b>      | <b>2/23/2021</b> |             |      |                                                  |                     |
| <b>Receipt #:</b> | <b>996778</b>    |             |      |                                                  |                     |
| 2/23/2021         | 996778           | 1 RC        |      | Received on Acct-Lunch Payment                   | 10.00               |

Start Date: 02/01/2021

End Date: 02/28/2021

**BRADFORD BOARD OF EDUCATION**  
**Receipt Listing**

| Date              | Receipt #     | Line Number | Type | Description                                | Amount          |
|-------------------|---------------|-------------|------|--------------------------------------------|-----------------|
|                   |               | 2 RC        |      | Chrome Book repair                         | \$ 0.00         |
|                   |               | 3 RC        |      | 14-15 Fees                                 | 0.00            |
|                   |               | 4 RC        |      | 18-19 Fees                                 | 0.00            |
|                   |               | 5 RC        |      | 15-16 Fees                                 | 0.00            |
|                   |               | 6 RC        |      | 19-20 Fees                                 | 0.00            |
|                   |               | 7 RC        |      | 20-21 Fees                                 | 0.00            |
|                   |               | 9 RC        |      | AFNR 8 18-19                               | 0.00            |
|                   |               | 10 RC       |      | Art 6 2017-2018                            | 0.00            |
|                   |               | 11 RC       |      | Art 1 2020-2021                            | 0.00            |
|                   |               | 12 RC       |      | Art 2 -2019-2020                           | 0.00            |
|                   |               | 13 RC       |      | Art 6 2019-2020                            | 0.00            |
|                   |               | 14 RC       |      | Art 7 2020-2021                            | 0.00            |
|                   |               | 15 RC       |      | Art 7 2019-2020                            | 0.00            |
|                   |               | 16 RC       |      | Animal/Plant Science 19-20                 | 0.00            |
|                   |               | 17 RC       |      | Biology 19-20                              | 0.00            |
|                   |               | 18 RC       |      | Biology 20-21                              | 0.00            |
|                   |               | 19 RC       |      | CP Chemistry 19-20                         | 0.00            |
|                   |               | 20 RC       |      | Preengineering 19-20                       | 0.00            |
|                   |               | 21 RC       |      | Physical Science 2020-2021                 | 0.00            |
|                   |               | 22 RC       |      | Career Connections 7 20-21                 | 0.00            |
|                   |               | 23 RC       |      | Career Connections 7 19-20                 | 0.00            |
|                   |               | 24 RC       |      | Financial Mgmt Class Fees                  | 0.00            |
|                   |               | 25 RC       |      | General Fee 20-21                          | 0.00            |
|                   |               | 26 RC       |      | General Fee 18-19                          | 0.00            |
|                   |               | 27 RC       |      | General Fee 19-20                          | 0.00            |
|                   |               | 28 RC       |      | Comp App 17-18                             | 0.00            |
|                   |               | 29 RC       |      | Keyboarding 18-19                          | 0.00            |
|                   |               | 30 RC       |      | Keyboarding 19-20                          | 0.00            |
|                   |               | 31 RC       |      | Lost Library Book                          | 0.00            |
|                   |               | 33 RC       |      | Lost Text Book                             | 0.00            |
|                   |               | 34 RC       |      | adjustment                                 | 0.00            |
|                   |               |             |      |                                            | <hr/>           |
|                   |               |             |      |                                            | <b>\$ 10.00</b> |
| <b>Receipt #:</b> | <b>996779</b> |             |      |                                            |                 |
|                   | 996779        | 1 RC        |      | 2021 Yearbooks Stacy Hocker # 3656         | (45.00)         |
|                   |               | 2 RC        |      | 2021 Yearbooks Stacy Hocker # 3656         | 45.00           |
|                   |               |             |      |                                            | <hr/>           |
|                   |               |             |      |                                            | <b>\$ 0.00</b>  |
| <b>Receipt #:</b> | <b>996780</b> |             |      |                                            |                 |
|                   | 996780        | 1 RC        |      | 2021 Yearbooks Samantha Buzz Dustin Brewer | (45.00)         |
|                   |               | 2 RC        |      | 2021 Yearbooks Samantha Buzz Dustin Brewer | 45.00           |
|                   |               |             |      |                                            | <hr/>           |
|                   |               |             |      |                                            | <b>\$ 0.00</b>  |

Start Date: 02/01/2021

End Date: 02/28/2021

**BRADFORD BOARD OF EDUCATION**

**Receipt Listing**

| Date              | Receipt #        | Line Number | Type | Description                                                    | Amount              |
|-------------------|------------------|-------------|------|----------------------------------------------------------------|---------------------|
| <b>Receipt #:</b> | <b>996781</b>    |             |      |                                                                |                     |
|                   | 996781           | 1 RC        |      | 2021 Yearbooks Tasha Roberts Conner Jones # 140                | \$ (75.00)          |
|                   |                  | 2 RC        |      | 2021 Yearbooks Tasha Roberts Conner Jones # 140                | 75.00               |
|                   |                  |             |      |                                                                | <u>\$ 0.00</u>      |
| <b>Receipt #:</b> | <b>996784</b>    |             |      |                                                                |                     |
|                   | 996784           | 1 RC        |      | Student Breakfast                                              | 0.00                |
|                   |                  | 2 RC        |      | Adult Breakfast                                                | 0.00                |
|                   |                  | 3 RC        |      | Student Breakfast                                              | 0.00                |
|                   |                  | 4 RC        |      | Student Lunch Receipts                                         | 0.00                |
|                   |                  | 5 RC        |      | Student Milk Receipts                                          | 0.50                |
|                   |                  | 6 RC        |      | Student Alacarte                                               | 95.50               |
|                   |                  | 7 RC        |      | Adult Alacarte                                                 | 17.75               |
|                   |                  | 8 RC        |      | Received On Account                                            | (86.74)             |
|                   |                  |             |      |                                                                | <u>\$ 27.01</u>     |
|                   |                  |             |      |                                                                | <u>\$ 37.01</u>     |
| <b>Date:</b>      | <b>2/24/2021</b> |             |      |                                                                |                     |
| <b>Receipt #:</b> | <b>996782</b>    |             |      |                                                                |                     |
| 2/24/2021         | 996782           | 1 RX        |      | NORTHRIDGE-PAYBACK OF CASH REQUEST FROM OHIO DEPT OF EDUCATION | 21,548.44           |
|                   |                  |             |      |                                                                | <u>\$ 21,548.44</u> |
| <b>Receipt #:</b> | <b>996783</b>    |             |      |                                                                |                     |
|                   | 996783           | 1 RC        |      | Premier Partnership with BEVSD 5000.00 for 5 years             | 5,000.00            |
|                   |                  |             |      |                                                                | <u>\$ 5,000.00</u>  |
| <b>Receipt #:</b> | <b>996785</b>    |             |      |                                                                |                     |
|                   | 996785           | 1 RC        |      | Library fines                                                  | 79.49               |
|                   |                  |             |      |                                                                | <u>\$ 79.49</u>     |
| <b>Receipt #:</b> | <b>996786</b>    |             |      |                                                                |                     |
|                   | 996786           | 1 RC        |      | Student Breakfast                                              | 0.00                |
|                   |                  | 2 RC        |      | Adult Breakfast                                                | 4.00                |
|                   |                  | 3 RC        |      | Student Breakfast                                              | 0.00                |
|                   |                  | 4 RC        |      | Student Lunch Receipts                                         | 0.00                |
|                   |                  | 5 RC        |      | Student Milk Receipts                                          | 0.00                |
|                   |                  | 6 RC        |      | Student Alacarte                                               | 132.00              |
|                   |                  | 7 RC        |      | Adult Alacarte                                                 | 24.75               |
|                   |                  | 8 RC        |      | Received On Account                                            | (32.75)             |
|                   |                  |             |      |                                                                | <u>\$ 128.00</u>    |
|                   |                  |             |      |                                                                | <u>\$ 26,755.93</u> |
| <b>Date:</b>      | <b>2/25/2021</b> |             |      |                                                                |                     |
| <b>Receipt #:</b> | <b>996787</b>    |             |      |                                                                |                     |
| 2/25/2021         | 996787           | 1 RC        |      | Student Breakfast                                              | 0.00                |

Start Date: 02/01/2021

End Date: 02/28/2021

**BRADFORD BOARD OF EDUCATION**

**Receipt Listing**

| Date              | Receipt #        | Line Number | Type | Description                                              | Amount           |
|-------------------|------------------|-------------|------|----------------------------------------------------------|------------------|
|                   |                  | 2 RC        |      | Adult Breakfast                                          | \$ 1.75          |
|                   |                  | 3 RC        |      | Student Breakfast                                        | 0.00             |
|                   |                  | 4 RC        |      | Student Lunch Receipts                                   | 0.00             |
|                   |                  | 5 RC        |      | Student Milk Receipts                                    | 1.00             |
|                   |                  | 6 RC        |      | Student Alacarte                                         | 101.00           |
|                   |                  | 7 RC        |      | Adult Alacarte                                           | 49.25            |
|                   |                  | 8 RC        |      | Received On Account                                      | 5.10             |
|                   |                  |             |      |                                                          | <u>\$ 158.10</u> |
|                   |                  |             |      |                                                          | <b>\$ 158.10</b> |
| <b>Date:</b>      | <b>2/26/2021</b> |             |      |                                                          |                  |
| <b>Receipt #:</b> | <b>996788</b>    |             |      |                                                          |                  |
| 2/26/2021         | 996788           | 1 RC        |      | Student Breakfast                                        | 0.00             |
|                   |                  | 2 RC        |      | Adult Breakfast                                          | 0.00             |
|                   |                  | 3 RC        |      | Student Breakfast                                        | 0.00             |
|                   |                  | 4 RC        |      | Student Lunch Receipts                                   | 0.00             |
|                   |                  | 5 RC        |      | Student Milk Receipts                                    | 0.50             |
|                   |                  | 6 RC        |      | Student Alacarte                                         | 101.00           |
|                   |                  | 7 RC        |      | Adult Alacarte                                           | 48.50            |
|                   |                  | 8 RC        |      | Received On Account                                      | (29.00)          |
|                   |                  |             |      |                                                          | <u>\$ 121.00</u> |
| <b>Receipt #:</b> | <b>996789</b>    |             |      |                                                          |                  |
|                   | 996789           | 1 RC        |      | High School General Fees                                 | 175.00           |
|                   |                  | 2 RC        |      | Art Classes, Jr High High Sch                            | 80.00            |
|                   |                  | 3 RC        |      | Business Acct Class Fees                                 | 56.00            |
|                   |                  | 4 RC        |      | Financial Mgmt Class Fees                                | 20.00            |
|                   |                  | 5 RC        |      | Keyboarding Supplies                                     | 0.00             |
|                   |                  | 6 RC        |      | FFA Class Fees                                           | 0.00             |
|                   |                  | 7 RC        |      | Science Class Fees                                       | 140.00           |
|                   |                  | 8 RC        |      | Library Books Lost                                       | 0.00             |
|                   |                  | 9 RC        |      | Miscellaneous Fees                                       | 0.00             |
|                   |                  | 10 RC       |      | Computer 7                                               | 0.00             |
|                   |                  | 11 RC       |      | High School General Fees 14-15                           | 0.00             |
|                   |                  | 12 RC       |      | Lost Textbook                                            | 0.00             |
|                   |                  | 13 RC       |      | Lost Chromebooks                                         | 0.00             |
|                   |                  | 14 RC       |      | Elementary School General Fees                           | 0.00             |
|                   |                  | 15 RC       |      | Elementary School General Fees                           | 0.00             |
|                   |                  | 16 RC       |      | Post Secondary Fees Paid-College Credit Plus-Macy Bubeck | 124.92           |
|                   |                  |             |      |                                                          | <u>\$ 595.92</u> |
| <b>Receipt #:</b> | <b>996790</b>    |             |      |                                                          |                  |



Start Date: 02/01/2021

End Date: 02/28/2021

BRADFORD BOARD OF EDUCATION

Receipt Listing

| Date              | Receipt #     | Line Number | Type  | Description                                       | Amount               |
|-------------------|---------------|-------------|-------|---------------------------------------------------|----------------------|
|                   |               | 996790      | 1 RC  | Postage for Melissa Kommer                        | \$ 1.02              |
| <b>Receipt #:</b> | <b>996791</b> |             |       |                                                   | <b>\$ 1.02</b>       |
|                   |               | 996791      | 1 RC  | Badge Replacement for Caitlyn Hemmelgarn          | 2.00                 |
| <b>Receipt #:</b> | <b>996792</b> |             |       |                                                   | <b>\$ 2.00</b>       |
|                   |               | 996792      | 1 RC  | Foundation Formula                                | 170,189.45           |
|                   |               |             | 2 RC  | Student Wellness and Success                      | 0.00                 |
|                   |               |             | 3 RC  | Enrollment Growth Supplement                      | 0.00                 |
|                   |               |             | 4 RC  | Preschool Special Education                       | 3,010.74             |
|                   |               |             | 5 RC  | Special Education Transportati                    | 691.60               |
|                   |               |             | 6 RC  | Career Tech Education Funding                     | 182.12               |
|                   |               |             | 7 RC  | Economic Disadvantage Funding                     | 1,499.05             |
|                   |               |             | 8 RX  | Educational Service Center                        | (2,014.20)           |
|                   |               |             | 9 RC  | Open enrollment Adj-                              | 15,926.24            |
|                   |               |             | 10 RX | Open Enrollment Adjustment                        | (15,034.17)          |
|                   |               |             | 11 RX | Community School Adjustment                       | (883.70)             |
|                   |               |             | 12 RX | Scholarship Transfer                              | 0.00                 |
|                   |               |             | 13 RX | Other Adjustment -negative                        | (1,715.50)           |
|                   |               |             | 14 RX | SF14 Regular Tuition                              | 0.00                 |
|                   |               |             | 15 RX | SF14 Special Education Tuition                    | 0.00                 |
|                   |               |             | 16 RX | College Credit Plus                               | (3,246.54)           |
|                   |               |             | 17 RX | School Employees Retirement Sy                    | 0.00                 |
|                   |               |             | 18 RX | State Teachers Retirement Sys                     | (16,755.00)          |
|                   |               |             | 19 RX | Excess Cost                                       | (890.04)             |
|                   |               |             | 20 RC | SF14 Regular Tuition                              | 0.00                 |
|                   |               |             | 21 RC | FY 2020 Final #1 Adjustment                       | 0.00                 |
|                   |               |             | 22 RC | SF6 Excess Costs                                  | 43,919.21            |
|                   |               |             | 23 RC | SF14 Regular Tuition                              | 0.00                 |
|                   |               |             | 24 RC | Half-Mill Equalization Payment                    | 0.00                 |
|                   |               |             | 25 RX | Community School FTE Review Ad                    | 0.00                 |
|                   |               |             | 26 RC | SF14 Regular Tuition                              | 0.00                 |
|                   |               |             |       |                                                   | <b>\$ 194,879.26</b> |
| <b>Receipt #:</b> | <b>996793</b> |             |       |                                                   |                      |
|                   |               | 996793      | 1 RC  | Dissolution of Bradford Pee Wee Football          | 305.58               |
|                   |               |             | 2 RC  | Sales of old Football Uniforms                    | 165.00               |
| <b>Receipt #:</b> | <b>996794</b> |             |       |                                                   | <b>\$ 470.58</b>     |
|                   |               | 996794      | 1 RC  | Girls Basketball District Sectionals              | 1,500.00             |
|                   |               |             | 2 RC  | Girls Basketball District Sectionals-Sale of pass | 10.00                |

Start Date: 02/01/2021

End Date: 02/28/2021

**BRADFORD BOARD OF EDUCATION**  
**Receipt Listing**

| Date               | Receipt #        | Line Number | Type | Description                   | Amount               |
|--------------------|------------------|-------------|------|-------------------------------|----------------------|
|                    |                  |             |      |                               | <u>\$ 1,510.00</u>   |
|                    |                  |             |      |                               | <u>\$ 197,579.78</u> |
| <b>Date:</b>       | <b>2/28/2021</b> |             |      |                               |                      |
| <b>Receipt #:</b>  | <b>996995</b>    |             |      |                               |                      |
| 2/28/2021          | 996995           | 1 RC        |      | GEN FD INTEREST FEBRUARY 2021 | \$ 557.04            |
|                    |                  | 2 RC        |      | CAFE INTEREST FEBRUARY 2021   | 4.44                 |
|                    |                  | 3 RC        |      | WADE INTEREST FEBRUARY 2021   | 0.79                 |
|                    |                  | 4 RC        |      | BEARD INTEREST FEBRUARY 2021  | 3.23                 |
|                    |                  |             |      |                               | <u>\$ 565.50</u>     |
|                    |                  |             |      |                               | <u>\$ 565.50</u>     |
| <b>Grand Total</b> |                  |             |      |                               | <b>\$ 729,124.60</b> |

Start Date: 02/01/2021

End Date: 02/28/2021

**BRADFORD BOARD OF EDUCATION  
Detailed Check Register**

| Line #        | Description                                                   | PO # | Invoice # | Date | Void Date | Account Code | Amount       |
|---------------|---------------------------------------------------------------|------|-----------|------|-----------|--------------|--------------|
| Check # 7753  | ACCOUNTS_PAYABLE NORTHRIDGE LOCAL SCHOOLS 6219 RECONCILED     |      |           |      |           |              |              |
|               |                                                               |      |           |      |           |              | \$ 21,548.44 |
| Check # 24068 | ACCOUNTS_PAYABLE BECKSTEDT, CHRIS 300307 RECONCILED           |      |           |      |           |              | \$ 65.00     |
| Check # 24069 | ACCOUNTS_PAYABLE CLAY, CHRISTOPHER 300327 RECONCILED          |      |           |      |           |              | \$ 65.00     |
| Check # 24070 | ACCOUNTS_PAYABLE TYUS, JAMES 300326 RECONCILED                |      |           |      |           |              | \$ 65.00     |
| Check # 24071 | ACCOUNTS_PAYABLE BECKSTEDT, CHRIS 300307 RECONCILED           |      |           |      |           |              | \$ 40.00     |
| Check # 24072 | ACCOUNTS_PAYABLE WOOD, CASEY 300328 RECONCILED                |      |           |      |           |              | \$ 40.00     |
| Check # 24073 | ACCOUNTS_PAYABLE BORCHERS, TIM 300303 RECONCILED              |      |           |      |           |              | \$ 60.00     |
| Check # 24074 | ACCOUNTS_PAYABLE WOLFE, KEVIN 300239 RECONCILED               |      |           |      |           |              | \$ 60.00     |
| Check # 24075 | ACCOUNTS_PAYABLE AMAZON CREDIT LINE/SYNCHRONY 6110 RECONCILED |      |           |      |           |              | \$ 720.25    |
| Check # 24076 | ACCOUNTS_PAYABLE BRICKER & ECKLER LLP 5150 RECONCILED         |      |           |      |           |              | \$ 285.00    |
| Check # 24077 | ACCOUNTS_PAYABLE DARKE COUNTY TREASURER 2212 RECONCILED       |      |           |      |           |              | \$ 5,470.50  |
| Check # 24078 | ACCOUNTS_PAYABLE DP&L 233 RECONCILED                          |      |           |      |           |              | \$ 4,937.59  |
| Check # 24079 | ACCOUNTS_PAYABLE JOSEPH HURST 6015 OUTSTANDING                |      |           |      |           |              | \$ 91.29     |
| Check # 24080 | ACCOUNTS_PAYABLE KOENIG EQUIPMENT, INC. 3773 RECONCILED       |      |           |      |           |              | \$ 4.24      |
| Check # 24081 | ACCOUNTS_PAYABLE LITERACY RESOURCES, LLC 6030 RECONCILED      |      |           |      |           |              | \$ 323.95    |
| Check # 24082 | ACCOUNTS_PAYABLE LOWE'S 3714 RECONCILED                       |      |           |      |           |              | \$ 254.52    |
| Check # 24083 | ACCOUNTS_PAYABLE NORTHWESTERN OHIO SECURITY 3615 RECONCILED   |      |           |      |           |              | \$ 203.88    |
| Check # 24084 | ACCOUNTS_PAYABLE OHIO FFA ASSOCIATION 5301 RECONCILED         |      |           |      |           |              |              |

Start Date: 02/01/2021

End Date: 02/28/2021

### BRADFORD BOARD OF EDUCATION Detailed Check Register

| Line #        | Description                                  | PO #   | Invoice #  | Date | Void Date | Account Code | Amount      |
|---------------|----------------------------------------------|--------|------------|------|-----------|--------------|-------------|
| Check # 24085 | ACCOUNTS_PAYABLE PATTY'S IGA INC.            | 471    | RECONCILED |      |           |              | \$ 20.00    |
| Check # 24086 | ACCOUNTS_PAYABLE PERFECTION BAKERIES, INC.   | 5251   | RECONCILED |      |           |              | \$ 8.58     |
| Check # 24087 | ACCOUNTS_PAYABLE REA & ASSOCIATES, INC       | 5173   | RECONCILED |      |           |              | \$ 69.70    |
| Check # 24088 | ACCOUNTS_PAYABLE REITER DAIRY OF SPRINGFIELD | 4272   | RECONCILED |      |           |              | \$ 350.00   |
| Check # 24089 | ACCOUNTS_PAYABLE STAPLES CREDIT PLAN         | 2694   | RECONCILED |      |           |              | \$ 1,150.54 |
| Check # 24090 | ACCOUNTS_PAYABLE W.R. HACKETT INC.           | 4119   | RECONCILED |      |           |              | \$ 173.23   |
| Check # 24091 | ACCOUNTS_PAYABLE BISTREK, SHANE              | 300122 | RECONCILED |      |           |              | \$ 484.95   |
| Check # 24092 | ACCOUNTS_PAYABLE CAUDILL, CORY               | 300310 | RECONCILED |      |           |              | \$ 40.00    |
| Check # 24093 | ACCOUNTS_PAYABLE LIVOSKY, MICHAEL            | 300329 | RECONCILED |      |           |              | \$ 40.00    |
| Check # 24094 | ACCOUNTS_PAYABLE RUDY, JEFF                  | 300084 | RECONCILED |      |           |              | \$ 65.00    |
| Check # 24095 | ACCOUNTS_PAYABLE SMITH, MARK                 | 300099 | RECONCILED |      |           |              | \$ 65.00    |
| Check # 24096 | ACCOUNTS_PAYABLE GALENTINE, ERIC             | 300144 | RECONCILED |      |           |              | \$ 65.00    |
| Check # 24097 | ACCOUNTS_PAYABLE LIVOSKY, MICHAEL            | 300329 | RECONCILED |      |           |              | \$ 40.00    |
| Check # 24098 | ACCOUNTS_PAYABLE LOEB, BROOKS                | 300143 | RECONCILED |      |           |              | \$ 65.00    |
| Check # 24099 | ACCOUNTS_PAYABLE MCCOLLUM, MATTHEW           | 300308 | RECONCILED |      |           |              | \$ 65.00    |
| Check # 24100 | ACCOUNTS_PAYABLE MIDDLETON, SETH             | 300108 | RECONCILED |      |           |              | \$ 65.00    |
| Check # 24101 | ACCOUNTS_PAYABLE ROGERS, ANTHONY             | 300330 | RECONCILED |      |           |              | \$ 65.00    |

Start Date: 02/01/2021

End Date: 02/28/2021

**BRADFORD BOARD OF EDUCATION**

**Detailed Check Register**

| Line #        | Description                                             | PO #   | Invoice #   | Date | Void Date | Account Code | Amount       |
|---------------|---------------------------------------------------------|--------|-------------|------|-----------|--------------|--------------|
| Check # 24102 | ACCOUNTS_PAYABLE SHORT, AMBER                           | 300086 | OUTSTANDING |      |           |              |              |
|               |                                                         |        |             |      |           |              | \$ 40.00     |
| Check # 24103 | ACCOUNTS_PAYABLE STRAMAN, CALEB                         | 300121 | RECONCILED  |      |           |              | \$ 40.00     |
| Check # 24104 | ACCOUNTS_PAYABLE STUPP, CLAY                            | 300269 | RECONCILED  |      |           |              | \$ 65.00     |
| Check # 24105 | ACCOUNTS_PAYABLE WEAVER, CLAYTON                        | 300069 | RECONCILED  |      |           |              | \$ 40.00     |
| Check # 24106 | ACCOUNTS_PAYABLE NAYLOR, RAY                            | 300146 | RECONCILED  |      |           |              | \$ 65.00     |
| Check # 24107 | ACCOUNTS_PAYABLE PIGG, VERN                             | 300104 | RECONCILED  |      |           |              | \$ 65.00     |
| Check # 24108 | ACCOUNTS_PAYABLE GALENTINE, ERIC                        | 300144 | RECONCILED  |      |           |              | \$ 40.00     |
| Check # 24109 | ACCOUNTS_PAYABLE ROBBINS, LANE                          | 300142 | RECONCILED  |      |           |              | \$ 40.00     |
| Check # 24110 | ACCOUNTS_PAYABLE AFPLANSERV                             | 6223   | RECONCILED  |      |           |              | \$ 17.00     |
| Check # 24111 | ACCOUNTS_PAYABLE BACKYARD TEAM APPAREL                  | 6022   | RECONCILED  |      |           |              | \$ 756.00    |
| Check # 24112 | ACCOUNTS_PAYABLE COCA-COLA BOTTLING CO.                 | 184    | RECONCILED  |      |           |              | \$ 257.05    |
| Check # 24113 | ACCOUNTS_PAYABLE COUNCIL ON RURAL SERVICE PRGRM         | 4406   | RECONCILED  |      |           |              | \$ 1,880.00  |
| Check # 24114 | ACCOUNTS_PAYABLE CROSS COUNTY CONFERENCE                | 229    | RECONCILED  |      |           |              | \$ 1,440.00  |
| Check # 24115 | ACCOUNTS_PAYABLE DARKE CO GEN HEALTH DISTRICT           | 3665   | RECONCILED  |      |           |              | \$ 343.35    |
| Check # 24116 | ACCOUNTS_PAYABLE DARKE COUNTY EDUCATIONAL               | 231    | RECONCILED  |      |           |              | \$ 36,963.61 |
| Check # 24117 | ACCOUNTS_PAYABLE HAMILTON CO EDUCATIONAL SERVICE CENTER | 6221   | RECONCILED  |      |           |              | \$ 3,798.29  |
| Check # 24118 | ACCOUNTS_PAYABLE LASTING IMPRESSIONS                    | 2573   | OUTSTANDING |      |           |              | \$ 50.00     |
| Check # 24119 | ACCOUNTS_PAYABLE M & T EXCAVATING                       | 3973   | OUTSTANDING |      |           |              |              |

Start Date: 02/01/2021

End Date: 02/28/2021

**BRADFORD BOARD OF EDUCATION  
Detailed Check Register**

| Line #        | Description                                                           | PO # | Invoice # | Date | Void Date | Account Code | Amount       |
|---------------|-----------------------------------------------------------------------|------|-----------|------|-----------|--------------|--------------|
| Check # 24120 | ACCOUNTS_PAYABLE MIAMI COUNTY SHERIFF'S DEPT 695 RECONCILED           |      |           |      |           |              | \$ 552.50    |
| Check # 24121 | ACCOUNTS_PAYABLE MONTGOMERY CO EDUC SERVICE CTR 1098 RECONCILED       |      |           |      |           |              | \$ 16,554.83 |
| Check # 24122 | ACCOUNTS_PAYABLE MUELLER, TRACEY 3397 RECONCILED                      |      |           |      |           |              | \$ 18,310.67 |
| Check # 24123 | ACCOUNTS_PAYABLE NEW CREATIONS COUNSELING CENTER, INC 5431 RECONCILED |      |           |      |           |              | \$ 100.00    |
| Check # 24124 | ACCOUNTS_PAYABLE PATTY'S IGA INC. 471 OUTSTANDING                     |      |           |      |           |              | \$ 7,281.00  |
| Check # 24125 | ACCOUNTS_PAYABLE Proctor U, Inc 6208 OUTSTANDING                      |      |           |      |           |              | \$ 4.29      |
| Check # 24126 | ACCOUNTS_PAYABLE QUADIENT LEASING USA, INC. 6205 RECONCILED           |      |           |      |           |              | \$ 550.00    |
| Check # 24127 | ACCOUNTS_PAYABLE RUMPKE OF OHIO 1265 RECONCILED                       |      |           |      |           |              | \$ 439.14    |
| Check # 24128 | ACCOUNTS_PAYABLE SIMPLEX GRINNELL LP 1389 RECONCILED                  |      |           |      |           |              | \$ 643.14    |
| Check # 24129 | ACCOUNTS_PAYABLE SPIRIT MEDICAL TRANSPORT 5127 OUTSTANDING            |      |           |      |           |              | \$ 3,146.86  |
| Check # 24130 | ACCOUNTS_PAYABLE Stillwater Equipment Repair LLC 6224 RECONCILED      |      |           |      |           |              | \$ 850.00    |
| Check # 24131 | ACCOUNTS_PAYABLE TEACHERS PAY TEACHERS 802511 RECONCILED              |      |           |      |           |              | \$ 73.31     |
| Check # 24132 | ACCOUNTS_PAYABLE VECTREN ENERGY DELIVERY 3643 RECONCILED              |      |           |      |           |              | \$ 42.49     |
| Check # 24133 | ACCOUNTS_PAYABLE WESWURD 4804 RECONCILED                              |      |           |      |           |              | \$ 1,275.99  |
| Check # 24134 | ACCOUNTS_PAYABLE WOODHULL/FELTZ C/O US BANK 4599 RECONCILED           |      |           |      |           |              | \$ 180.00    |
| Check # 24135 | ACCOUNTS_PAYABLE NAYLOR, RAY 300146 RECONCILED                        |      |           |      |           |              | \$ 2,150.00  |
| Check # 24136 | ACCOUNTS_PAYABLE OGBURN, LIONELL 300250 RECONCILED                    |      |           |      |           |              | \$ 65.00     |
|               |                                                                       |      |           |      |           |              | \$ 65.00     |

Start Date: 02/01/2021

End Date: 02/28/2021

**BRADFORD BOARD OF EDUCATION  
Detailed Check Register**

| Line #        | Description                                     | PO #   | Invoice #   | Date | Void Date | Account Code | Amount       |
|---------------|-------------------------------------------------|--------|-------------|------|-----------|--------------|--------------|
| Check # 24137 | ACCOUNTS_PAYABLE PLACE, GREG                    | 300261 | VOID        |      |           |              |              |
|               |                                                 |        |             |      |           |              | \$ 40.00     |
| Check # 24138 | ACCOUNTS_PAYABLE SAUNDERS, LARRY                | 300055 | VOID        |      |           |              | \$ 65.00     |
| Check # 24139 | ACCOUNTS_PAYABLE SMILEY, DAN                    | 300083 | OUTSTANDING |      |           |              | \$ 40.00     |
| Check # 24140 | ACCOUNTS_PAYABLE Darke County Engineer          | 6225   | RECONCILED  |      |           |              | \$ 15.00     |
| Check # 24141 | ACCOUNTS_PAYABLE SOUTHWESTERN OH. EPC           | 883    | OUTSTANDING |      |           |              | \$ 71,508.08 |
| Check # 24142 | ACCOUNTS_PAYABLE NAYLOR, RAY                    | 300146 | OUTSTANDING |      |           |              | \$ 40.00     |
| Check # 24143 | ACCOUNTS_PAYABLE SAUNDERS, CHRISTOPHER          | 300331 | RECONCILED  |      |           |              | \$ 65.00     |
| Check # 24144 | ACCOUNTS_PAYABLE CARDMEMBER SERVICE             | 5362   | RECONCILED  |      |           |              | \$ 175.43    |
| Check # 24145 | ACCOUNTS_PAYABLE AMERICAN FIDELITY ASSURANCE    | 3970   | OUTSTANDING |      |           |              | \$ 2,275.78  |
| Check # 24146 | ACCOUNTS_PAYABLE AMERICAN FIDELITY ASSURANCE    | 4967   | OUTSTANDING |      |           |              | \$ 1,163.26  |
| Check # 24147 | ACCOUNTS_PAYABLE AMAZON CREDIT LINE/SYNCHRONY   | 6110   | OUTSTANDING |      |           |              | \$ 305.44    |
| Check # 24148 | ACCOUNTS_PAYABLE DIRECT ENERGY BUSINESS         | 5232   | OUTSTANDING |      |           |              | \$ 1,997.17  |
| Check # 24149 | ACCOUNTS_PAYABLE JOANIES FLORAL DESIGN          | 2684   | OUTSTANDING |      |           |              | \$ 20.00     |
| Check # 24150 | ACCOUNTS_PAYABLE JOSTEN'S                       | 677    | OUTSTANDING |      |           |              | \$ 2,247.60  |
| Check # 24151 | ACCOUNTS_PAYABLE LASTING IMPRESSIONS            | 2573   | OUTSTANDING |      |           |              | \$ 49.50     |
| Check # 24152 | ACCOUNTS_PAYABLE M & T EXCAVATING               | 3973   | OUTSTANDING |      |           |              | \$ 1,657.50  |
| Check # 24153 | ACCOUNTS_PAYABLE MONTGOMERY CO EDUC SERVICE CTR | 1098   | OUTSTANDING |      |           |              | \$ 1,751.00  |
| Check # 24154 | ACCOUNTS_PAYABLE OHIO DEPARTMENT OF COMMERCE    | 3412   | OUTSTANDING |      |           |              |              |

Start Date: 02/01/2021

End Date: 02/28/2021

**BRADFORD BOARD OF EDUCATION  
Detailed Check Register**

| Line #         | Description                                           | PO # | Invoice # | Date | Void Date | Account Code | Amount        |
|----------------|-------------------------------------------------------|------|-----------|------|-----------|--------------|---------------|
| Check # 24155  | ACCOUNTS_PAYABLE PATTY'S IGA INC. 471                 |      |           |      |           |              | \$ 98.25      |
| Check # 24156  | ACCOUNTS_PAYABLE Stillwater Equipment Repair LLC 6224 |      |           |      |           |              | \$ 16.08      |
| Check # 24157  | ACCOUNTS_PAYABLE TIME WARNER CABLE 3675               |      |           |      |           |              | \$ 90.84      |
| Check # 24158  | ACCOUNTS_PAYABLE WALMART 1779                         |      |           |      |           |              | \$ 732.06     |
| Check # 211616 | PAYROLL null null                                     |      |           |      |           |              | \$ 15.92      |
| Check # 211617 | ACCOUNTS_PAYABLE GREENVILLE NATIONAL BANK 900744      |      |           |      |           |              | \$ 148,259.69 |
| Check # 211618 | ACCOUNTS_PAYABLE School Employees Retirement 900885   |      |           |      |           |              | \$ 2,005.53   |
| Check # 211619 | ACCOUNTS_PAYABLE School Employees Retirement 900885   |      |           |      |           |              | \$ 389.16     |
| Check # 211620 | ACCOUNTS_PAYABLE STATE TEACHERS RETIREMENT 900847     |      |           |      |           |              | \$ 4,885.82   |
| Check # 211621 | ACCOUNTS_PAYABLE STATE TEACHERS RETIREMENT 900847     |      |           |      |           |              | \$ 2,126.60   |
| Check # 211622 | PAYROLL null null                                     |      |           |      |           |              | \$ 0.00       |
| Check # 211623 | ACCOUNTS_PAYABLE GREENVILLE NATIONAL BANK 900744      |      |           |      |           |              | \$ 146,322.67 |
| Check # 211624 | ACCOUNTS_PAYABLE School Employees Retirement 900885   |      |           |      |           |              | \$ 1,979.46   |
| Check # 211625 | ACCOUNTS_PAYABLE School Employees Retirement 900885   |      |           |      |           |              | \$ 389.16     |
| Check # 211626 | ACCOUNTS_PAYABLE STATE TEACHERS RETIREMENT 900847     |      |           |      |           |              | \$ 4,762.19   |
| Check # 211627 | ACCOUNTS_PAYABLE STATE TEACHERS RETIREMENT 900847     |      |           |      |           |              | \$ 2,126.60   |
| Check # 902127 | ACCOUNTS_PAYABLE WEX BANK 903680                      |      |           |      |           |              | \$ 0.00       |
|                |                                                       |      |           |      |           |              | \$ 1,699.41   |



Start Date: 02/01/2021

End Date: 02/28/2021

**BRADFORD BOARD OF EDUCATION**

**Detailed Check Register**

| Line #             | Description                                  | PO #   | Invoice #  | Date | Void Date | Account Code | Amount               |
|--------------------|----------------------------------------------|--------|------------|------|-----------|--------------|----------------------|
| Check # 992131     | ACCOUNTS_PAYABLE GFS MEMO VENDOR             | 900006 | RECONCILED |      |           |              | \$ 1,790.34          |
| Check # 992132     | ACCOUNTS_PAYABLE TREASURER OF STATE          | 903716 | RECONCILED |      |           |              | \$ 100.00            |
| Check # 992133     | ACCOUNTS_PAYABLE Ohio Bureau of Workers Comp | 902233 | RECONCILED |      |           |              | \$ 697.72            |
| Check # 992135     | ACCOUNTS_PAYABLE VILLAGE OF BRADFORD         | 900593 | RECONCILED |      |           |              | \$ 87.00             |
| Check # 992136     | ACCOUNTS_PAYABLE CARDINAL BUS SALES          | 2201   | RECONCILED |      |           |              | \$ 0.00              |
| Check # 992137     | ACCOUNTS_PAYABLE GFS MEMO VENDOR             | 900006 | RECONCILED |      |           |              | \$ 1,038.99          |
| Check # 992138     | ACCOUNTS_PAYABLE Journal Entry               | 900000 | RECONCILED |      |           |              | \$ 0.00              |
| Check # 992139     | ACCOUNTS_PAYABLE 7 MINDSETS ACADEMY, LLC     | 6088   | RECONCILED |      |           |              | \$ 0.00              |
| Check # 992140     | ACCOUNTS_PAYABLE GFS MEMO VENDOR             | 900006 | RECONCILED |      |           |              | \$ 1,272.78          |
| Check # 992141     | ACCOUNTS_PAYABLE Journal Entry               | 900000 | RECONCILED |      |           |              | \$ 0.00              |
| <b>Grand Total</b> |                                              |        |            |      |           |              | <b>\$ 539,618.21</b> |

As Of Period: 02/28/2021

**BRADFORD BOARD OF EDUCATION  
APPCOM Similar Report**

|                    |     | Initial Cash           | Prior Year Encumbrance | FYTDReceivable         | FYTDAppropriated       | FYTD Received          | Cash+Rcvbl-CO-App      |
|--------------------|-----|------------------------|------------------------|------------------------|------------------------|------------------------|------------------------|
| Fund:              | 001 | \$ 7,355,961.72        | \$ 522,444.09          | \$ 6,784,643.36        | \$ 8,269,621.74        | \$ 4,788,686.41        | \$ 5,348,539.25        |
| Fund:              | 002 | \$ 126,247.89          | \$ 0.00                | \$ 97,270.00           | \$ 121,835.00          | \$ 39,297.97           | \$ 101,682.89          |
| Fund:              | 003 | \$ 441,263.90          | \$ 0.00                | \$ 0.00                | \$ 0.00                | \$ 0.00                | \$ 441,263.90          |
| Fund:              | 006 | \$ 85,800.79           | \$ 700.00              | \$ 230,118.10          | \$ 272,255.00          | \$ 126,051.15          | \$ 42,963.89           |
| Fund:              | 007 | \$ 47,192.06           | \$ 17,375.00           | \$ 5,500.00            | \$ 6,500.00            | \$ 5,400.00            | \$ 28,817.06           |
| Fund:              | 008 | \$ 53,556.87           | \$ 1,000.00            | \$ 400.00              | \$ 1,000.00            | \$ 69.69               | \$ 51,956.87           |
| Fund:              | 009 | \$ 4,355.47            | \$ 1,641.10            | \$ 5,060.00            | \$ 4,000.00            | \$ 2,519.50            | \$ 3,774.37            |
| Fund:              | 018 | \$ 35,555.15           | \$ 0.00                | \$ 16,580.00           | \$ 21,670.00           | \$ 3,319.30            | \$ 30,465.15           |
| Fund:              | 019 | \$ 38,284.63           | \$ 0.00                | \$ 11,630.00           | \$ 38,640.13           | \$ 18,230.97           | \$ 11,274.50           |
| Fund:              | 022 | \$ 905.84              | \$ 0.00                | \$ 0.00                | \$ 300.00              | \$ 1,500.00            | \$ 605.84              |
| Fund:              | 034 | \$ 528,140.45          | \$ 0.00                | \$ 43,842.20           | \$ 10,350.00           | \$ 8,813.13            | \$ 561,632.65          |
| Fund:              | 200 | \$ 33,387.03           | \$ 2,562.00            | \$ 43,330.00           | \$ 37,050.00           | \$ 28,263.36           | \$ 37,105.03           |
| Fund:              | 300 | \$ 13,164.99           | \$ 3,414.08            | \$ 95,562.00           | \$ 93,249.00           | \$ 83,005.87           | \$ 12,063.91           |
| Fund:              | 451 | \$ 0.00                | \$ 0.00                | \$ 3,600.00            | \$ 3,600.00            | \$ 5,400.00            | \$ 0.00                |
| Fund:              | 467 | \$ 135,598.11          | \$ 0.00                | \$ 224,869.01          | \$ 136,644.00          | \$ 224,874.00          | \$ 223,823.12          |
| Fund:              | 499 | \$ 40,000.00           | \$ 40,000.00           | \$ 55,921.13           | \$ 55,921.13           | \$ 155,921.13          | \$ 0.00                |
| Fund:              | 507 | \$ 0.00                | \$ 0.00                | \$ 97,994.64           | \$ 97,994.64           | \$ 195,989.28          | \$ 0.00                |
| Fund:              | 510 | \$ 0.00                | \$ 0.00                | \$ 28,563.63           | \$ 28,563.63           | \$ 57,126.92           | \$ 0.00                |
| Fund:              | 516 | \$ 0.00                | \$ 0.00                | \$ 108,886.62          | \$ 108,886.62          | \$ 159,329.90          | \$ 0.00                |
| Fund:              | 572 | \$ 1,234.36            | \$ 0.00                | \$ 115,613.51          | \$ 115,613.51          | \$ 99,567.09           | \$ 1,234.36            |
| Fund:              | 587 | \$ 0.00                | \$ 0.00                | \$ 886.52              | \$ 875.56              | \$ 10.96               | \$ 10.96               |
| Fund:              | 590 | \$ 0.00                | \$ 0.00                | \$ 16,457.26           | \$ 16,457.26           | \$ 11,994.66           | \$ 0.00                |
| Fund:              | 599 | \$ 6,125.19            | \$ 24.64               | \$ 477,076.90          | \$ 461,042.10          | \$ 248,191.90          | \$ 22,135.35           |
| <b>Grand Total</b> |     | <b>\$ 8,946,774.45</b> | <b>\$ 589,160.91</b>   | <b>\$ 8,463,804.88</b> | <b>\$ 9,902,069.32</b> | <b>\$ 6,263,563.19</b> | <b>\$ 6,919,349.10</b> |

**BRADFORD BOARD OF EDUCATION**  
**Transfer Advance Summary**

| Fund               | Sec  | Description                            | Transfers In        | Transfers Out       | Transfer Variance | Advances In          | Advances Out         | Advance Variance |
|--------------------|------|----------------------------------------|---------------------|---------------------|-------------------|----------------------|----------------------|------------------|
| 001                | 0000 | GENERAL FUND                           | \$ 0.00             | \$ 20,000.00        | \$ (20,000.00)    | \$ 0.00              | \$ 526,193.60        | \$ (526,193.60)  |
| 300                | 9500 | ATHLETIC DIRECTOR                      | 20,000.00           | 0.00                | 20,000.00         | 20,000.00            | 0.00                 | 20,000.00        |
| 587                | 9120 | RESTORATION GRANT 2019-2020            | 0.00                | 0.00                | 0.00              | 0.00                 | 0.00                 | 0.00             |
| 599                | 9120 | STRIVING READERS GRANT 2019-2020       | 0.00                | 0.00                | 0.00              | 20,000.00            | 0.00                 | 20,000.00        |
| 572                | 9021 | TITLE ONE 2019-2020 SCHOOL YEAR        | 0.00                | 0.00                | 0.00              | 25,000.00            | 0.00                 | 25,000.00        |
| 599                | 9021 | TITLE IV FOR THE 2020-2021 SCHOOL YEAR | 0.00                | 0.00                | 0.00              | 10,000.00            | 0.00                 | 10,000.00        |
| 516                | 9021 | TITLE 6B GRANT FOR 2019-2020           | 0.00                | 0.00                | 0.00              | 108,886.62           | 0.00                 | 108,886.62       |
| 451                | 9021 | TELECOMMUNICATIONS 2019-2020           | 0.00                | 0.00                | 0.00              | 3,600.00             | 0.00                 | 3,600.00         |
| 507                | 9021 | ESSER Grant (cares act)                | 0.00                | 0.00                | 0.00              | 97,994.64            | 0.00                 | 97,994.64        |
| 510                | 9021 | CORONA VIRUS RELIEF FUND FOR SCHOOLS   | 0.00                | 0.00                | 0.00              | 21,893.00            | 0.00                 | 21,893.00        |
| 599                | 9821 | MISCELLANEOUS FED. GRANT FUND          | 0.00                | 0.00                | 0.00              | 20,000.00            | 0.00                 | 20,000.00        |
| 599                | 9221 | COMPREHENSIVE LITERACY FY2021-#2       | 0.00                | 0.00                | 0.00              | 40,000.00            | 0.00                 | 40,000.00        |
| 510                | 9223 | Broadband Ohio Connectivity Grant      | 0.00                | 0.00                | 0.00              | 6,670.46             | 0.00                 | 6,670.46         |
| 572                | 9121 | TITLE I DISADVANTAGED CHILDREN         | 0.00                | 0.00                | 0.00              | 2,148.88             | 0.00                 | 2,148.88         |
| 499                | 9021 | MISCELLANEOUS STATE GRANT FUND         | 0.00                | 0.00                | 0.00              | 100,000.00           | 0.00                 | 100,000.00       |
| 599                | 9121 | COMPREHENSIVE LITERACY FY2021 #1       | 0.00                | 0.00                | 0.00              | 50,000.00            | 0.00                 | 50,000.00        |
| <b>Grand Total</b> |      |                                        | <b>\$ 20,000.00</b> | <b>\$ 20,000.00</b> | <b>\$ 0.00</b>    | <b>\$ 526,193.60</b> | <b>\$ 526,193.60</b> | <b>\$ 0.00</b>   |

Start Date: 07/01/2020

End Date: 02/28/2021

### BRADFORD BOARD OF EDUCATION Transfer Advance Activity Report

| Reference #                   | Date       | Item Description                                                  | Full Account Code                   | Type     | Received Amount     | Expended Amount      |
|-------------------------------|------------|-------------------------------------------------------------------|-------------------------------------|----------|---------------------|----------------------|
| <b>Cash Account: 001-0000</b> |            |                                                                   |                                     |          |                     |                      |
| 118                           | 7/31/2020  | to advance money for the Cares Act expenditures                   | 001-7410-921-0000-000000-000-00-000 | ADVANCE  |                     | \$ 97,994.64         |
| 121                           | 7/31/2020  | Striving Readers Grant Advance for 599-9120                       | 001-7410-921-0000-000000-000-00-000 | ADVANCE  |                     | 20,000.00            |
| 119                           | 7/31/2020  | To advance money into Title 6B Grant                              | 001-7410-921-0000-000000-000-00-000 | ADVANCE  |                     | 108,886.62           |
| 120                           | 7/31/2020  | to advance money into the Title IVA Grant                         | 001-7410-921-0000-000000-000-00-000 | ADVANCE  |                     | 10,000.00            |
| 122                           | 8/1/2020   | advance to Athletic Fund 300-9500 per reference 052-2020          | 001-7410-921-0000-000000-000-00-000 | ADVANCE  |                     | 20,000.00            |
| 123                           | 8/10/2020  | Transfer to athletic department from the 08/10/2020 board meeting | 001-7200-911-0000-000000-000-00-000 | TRANSFER |                     | 20,000.00            |
| 123                           | 8/31/2020  | payback 052-2020                                                  | 001-5220-0000-000000-010            |          | 10.96               |                      |
| 124                           | 9/14/2020  | repay per Res No 070-2020                                         | 001-5220-0000-000000-000            |          | 20,000.00           |                      |
| 128                           | 9/14/2020  | Board Resolution 070-2020 advance from General fund for cash flow | 001-7410-921-0000-000000-000-00-000 | ADVANCE  |                     | 50,000.00            |
| 126                           | 9/14/2020  | Board Resolution 070-2020 advance from General fund for cash flow | 001-7410-921-0000-000000-000-00-000 | ADVANCE  |                     | 6,670.46             |
| 127                           | 9/14/2020  | Board Resolution 070-2020 advance from General fund for cash flow | 001-7410-921-0000-000000-000-00-000 | ADVANCE  |                     | 25,000.00            |
| 125                           | 9/14/2020  | Board Resolution 070-2020 advance from General fund for cash flow | 001-7410-921-0000-000000-000-00-000 | ADVANCE  |                     | 21,893.00            |
| 129                           | 9/14/2020  | Board Resolution 070-2020 advance from General fund for cash flow | 001-7410-921-0000-000000-000-00-000 | ADVANCE  |                     | 20,000.00            |
| 132                           | 10/12/2020 | Board Resolution 076-2020 advance from General fund for cash flow | 001-7410-921-0000-000000-000-00-000 | ADVANCE  |                     | 90,000.00            |
| 133                           | 10/12/2020 | Board Resolution 076-2020 advance from General fund for cash flow | 001-7410-921-0000-000000-000-00-000 | ADVANCE  |                     | 40,000.00            |
| 130                           | 10/12/2020 | Board Resolution 076-2020 advance from General fund for cash flow | 001-7410-921-0000-000000-000-00-000 | ADVANCE  |                     | 3,600.00             |
| 131                           | 10/12/2020 | Board Resolution 076-2020 advance from General fund for cash flow | 001-7410-921-0000-000000-000-00-000 | ADVANCE  |                     | 2,148.88             |
| 134                           | 11/16/2020 | Board Resolution 086-2020 advance from General fund for cash flow | 001-7410-921-0000-000000-000-00-000 | ADVANCE  |                     | 10,000.00            |
|                               |            |                                                                   |                                     |          | <b>\$ 20,010.96</b> | <b>\$ 546,193.60</b> |
| <b>Cash Account: 300-9500</b> |            |                                                                   |                                     |          |                     |                      |
| 122                           | 8/1/2020   | advance to Athletic Fund 300-9500 per reference 052-2020          | 300-5210-9500-000000-000            | ADVANCE  | 20,000.00           |                      |
| 123                           | 8/10/2020  | Transfer to athletic department from the 08/10/2020 board meeting | 300-5100-9500-000000-000            | TRANSFER | 20,000.00           |                      |
| 124                           | 9/14/2020  | repay per Res No 070-2020                                         | 300-7420-922-9500-000000-000-00-000 |          |                     | 20,000.00            |
|                               |            |                                                                   |                                     |          | <b>\$ 40,000.00</b> | <b>\$ 20,000.00</b>  |
| <b>Cash Account: 451-9021</b> |            |                                                                   |                                     |          |                     |                      |
| 130                           | 10/12/2020 | Board Resolution 076-2020 advance from General fund for cash flow | 451-5210-9021-000000-000            | ADVANCE  | 3,600.00            |                      |
|                               |            |                                                                   |                                     |          | <b>\$ 3,600.00</b>  |                      |

Start Date: 07/01/2020

End Date: 02/28/2021

### BRADFORD BOARD OF EDUCATION Transfer Advance Activity Report

| Reference #                   | Date       | Item Description                                                  | Full Account Code                   | Type    | Received Amount      | Expended Amount |
|-------------------------------|------------|-------------------------------------------------------------------|-------------------------------------|---------|----------------------|-----------------|
| <b>Cash Account: 499-9021</b> |            |                                                                   |                                     |         |                      |                 |
| 132                           | 10/12/2020 | Board Resolution 076-2020 advance from General fund for cash flow | 499-5210-9021-000000-000            | ADVANCE | \$ 90,000.00         |                 |
| 134                           | 11/16/2020 | Board Resolution 086-2020 advance from General fund for cash flow | 499-5210-9021-000000-000            | ADVANCE | 10,000.00            |                 |
|                               |            |                                                                   |                                     |         | <b>\$ 100,000.00</b> |                 |
| <b>Cash Account: 507-9021</b> |            |                                                                   |                                     |         |                      |                 |
| 118                           | 7/31/2020  | to advance money for the Cares Act expenditures                   | 507-5210-9021-000000-040            | ADVANCE | 97,994.64            |                 |
|                               |            |                                                                   |                                     |         | <b>\$ 97,994.64</b>  |                 |
| <b>Cash Account: 510-9021</b> |            |                                                                   |                                     |         |                      |                 |
| 125                           | 9/14/2020  | Board Resolution 070-2020 advance from General fund for cash flow | 510-5210-9021-000000-040            | ADVANCE | 21,893.00            |                 |
|                               |            |                                                                   |                                     |         | <b>\$ 21,893.00</b>  |                 |
| <b>Cash Account: 510-9223</b> |            |                                                                   |                                     |         |                      |                 |
| 126                           | 9/14/2020  | Board Resolution 070-2020 advance from General fund for cash flow | 510-5210-9223-000000-040            | ADVANCE | 6,670.46             |                 |
|                               |            |                                                                   |                                     |         | <b>\$ 6,670.46</b>   |                 |
| <b>Cash Account: 516-9021</b> |            |                                                                   |                                     |         |                      |                 |
| 119                           | 7/31/2020  | To advance money into Title 6B Grant                              | 516-5210-9021-000000-040            | ADVANCE | 108,886.62           |                 |
|                               |            |                                                                   |                                     |         | <b>\$ 108,886.62</b> |                 |
| <b>Cash Account: 572-9021</b> |            |                                                                   |                                     |         |                      |                 |
| 127                           | 9/14/2020  | Board Resolution 070-2020 advance from General fund for cash flow | 572-5210-9021-000000-010            | ADVANCE | 25,000.00            |                 |
|                               |            |                                                                   |                                     |         | <b>\$ 25,000.00</b>  |                 |
| <b>Cash Account: 572-9121</b> |            |                                                                   |                                     |         |                      |                 |
| 131                           | 10/12/2020 | Board Resolution 076-2020 advance from General fund for cash flow | 572-5210-9121-000000-030            | ADVANCE | 2,148.88             |                 |
|                               |            |                                                                   |                                     |         | <b>\$ 2,148.88</b>   |                 |
| <b>Cash Account: 587-9120</b> |            |                                                                   |                                     |         |                      |                 |
| 123                           | 8/31/2020  | payback 052-2020                                                  | 587-7420-922-9120-000000-000-00-000 |         |                      | 10.96           |
|                               |            |                                                                   |                                     |         |                      | <b>\$ 10.96</b> |
| <b>Cash Account: 599-9021</b> |            |                                                                   |                                     |         |                      |                 |
| 120                           | 7/31/2020  | to advance money into the Title IVA Grant                         | 599-5210-9021-000000-040            | ADVANCE | 10,000.00            |                 |
|                               |            |                                                                   |                                     |         | <b>\$ 10,000.00</b>  |                 |
| <b>Cash Account: 599-9120</b> |            |                                                                   |                                     |         |                      |                 |
| 121                           | 7/31/2020  | Striving Readers Grant Advance for 599-9120                       | 599-5210-9120-000000-010            | ADVANCE | 20,000.00            |                 |
|                               |            |                                                                   |                                     |         | <b>\$ 20,000.00</b>  |                 |
| <b>Cash Account: 599-9121</b> |            |                                                                   |                                     |         |                      |                 |
| 128                           | 9/14/2020  | Board Resolution 070-2020 advance from General fund for cash flow | 599-5210-9121-000000-010            | ADVANCE | 50,000.00            |                 |
|                               |            |                                                                   |                                     |         | <b>\$ 50,000.00</b>  |                 |

Start Date: 07/01/2020

End Date: 02/28/2021

**BRADFORD BOARD OF EDUCATION  
Transfer Advance Activity Report**

| Reference #                 | Date                          | Item Description                                                     | Full Account Code        | Type    | Received Amount      | Expended Amount      |
|-----------------------------|-------------------------------|----------------------------------------------------------------------|--------------------------|---------|----------------------|----------------------|
| <b>Cash Account:</b><br>133 | <b>599-9221</b><br>10/12/2020 | Board Resolution 076-2020 advance from<br>General fund for cash flow | 599-5210-9221-000000-010 | ADVANCE | \$ 40,000.00         |                      |
|                             |                               |                                                                      |                          |         | <b>\$ 40,000.00</b>  |                      |
| <b>Cash Account:</b><br>129 | <b>599-9821</b><br>9/14/2020  | Board Resolution 070-2020 advance from<br>General fund for cash flow | 599-5210-9821-000000-040 | ADVANCE | 20,000.00            |                      |
|                             |                               |                                                                      |                          |         | <b>\$ 20,000.00</b>  |                      |
| <b>Grand Total</b>          |                               |                                                                      |                          |         | <b>\$ 566,204.56</b> | <b>\$ 566,204.56</b> |

**BRADFORD BOARD OF EDUCATION  
SSDT Negative Budget Report**

| Full Account Code                   | Description                       | FYTD Expendable | MTD Expended   | FYTD Expended        | Current Encumbrance | FYTD Unencumbered      |
|-------------------------------------|-----------------------------------|-----------------|----------------|----------------------|---------------------|------------------------|
| <b>Fund: 001</b>                    |                                   |                 |                |                      |                     |                        |
| <b>Fund-SCC: 001-0000</b>           |                                   |                 |                |                      |                     |                        |
| 001-7410-921-0000-000000-000-00-000 | ADVANCES OUT                      | \$ 0.00         | \$ 0.00        | \$ 526,193.60        | \$ 0.00             | \$ (526,193.60)        |
|                                     |                                   | <b>\$ 0.00</b>  | <b>\$ 0.00</b> | <b>\$ 526,193.60</b> | <b>\$ 0.00</b>      | <b>\$ (526,193.60)</b> |
|                                     |                                   | <b>\$ 0.00</b>  | <b>\$ 0.00</b> | <b>\$ 526,193.60</b> | <b>\$ 0.00</b>      | <b>\$ (526,193.60)</b> |
| <b>Fund: 300</b>                    |                                   |                 |                |                      |                     |                        |
| <b>Fund-SCC: 300-9500</b>           |                                   |                 |                |                      |                     |                        |
| 300-7420-922-9500-000000-000-00-000 | ADVANCE RETURN                    | 0.00            | 0.00           | 20,000.00            | 0.00                | (20,000.00)            |
|                                     |                                   | <b>\$ 0.00</b>  | <b>\$ 0.00</b> | <b>\$ 20,000.00</b>  | <b>\$ 0.00</b>      | <b>\$ (20,000.00)</b>  |
|                                     |                                   | <b>\$ 0.00</b>  | <b>\$ 0.00</b> | <b>\$ 20,000.00</b>  | <b>\$ 0.00</b>      | <b>\$ (20,000.00)</b>  |
| <b>Fund: 587</b>                    |                                   |                 |                |                      |                     |                        |
| <b>Fund-SCC: 587-9120</b>           |                                   |                 |                |                      |                     |                        |
| 587-7420-922-9120-000000-000-00-000 | Payback restoration grant advance | 0.00            | 0.00           | 10.96                | 0.00                | (10.96)                |
|                                     |                                   | <b>\$ 0.00</b>  | <b>\$ 0.00</b> | <b>\$ 10.96</b>      | <b>\$ 0.00</b>      | <b>\$ (10.96)</b>      |
|                                     |                                   | <b>\$ 0.00</b>  | <b>\$ 0.00</b> | <b>\$ 10.96</b>      | <b>\$ 0.00</b>      | <b>\$ (10.96)</b>      |
| <b>Grand Total</b>                  |                                   | <b>\$ 0.00</b>  | <b>\$ 0.00</b> | <b>\$ 546,204.56</b> | <b>\$ 0.00</b>      | <b>\$ (546,204.56)</b> |

## BRADFORD BOARD OF EDUCATION Appropriation Summary Report

| Full Account Code | Description                                                | FYTD Appropriated | Prior Year Encumbrance | FYTD Expendable | FYTD Expended   | MTD Expended  | Encumbrance | FYTD Unencumbered | Percent Expended/Encumbered |
|-------------------|------------------------------------------------------------|-------------------|------------------------|-----------------|-----------------|---------------|-------------|-------------------|-----------------------------|
| <b>Fund:</b>      | <b>001</b>                                                 |                   |                        |                 |                 |               |             |                   |                             |
| 001-1100-100-0000 | GENERAL REG INSTRUCTION PERSONAL SERV-SALARY               | \$ 2,261,327.71   | \$ 0.00                | \$ 2,261,327.71 | \$ 1,242,574.80 | \$ 147,933.74 | \$ 0.00     | \$ 1,018,752.91   | 54.95 %                     |
| 001-1100-200-0000 | GENERAL REG INSTRUCTION EMPLOYEES RETIRE/INSU              | 762,934.79        | 3,653.43               | 766,588.22      | 492,363.67      | 59,768.85     | 6,100.03    | 268,124.52        | 65.02                       |
| 001-1100-400-0000 | GENERAL REG INSTRUCTION PURCHASED SERV                     | 535,228.27        | 675.98                 | 535,904.25      | 301,808.52      | 30,798.11     | 31,039.20   | 203,056.53        | 62.11                       |
| 001-1100-500-0000 | GENERAL REG INSTRUCTION SUPPLY/MATERIAL                    | 64,886.65         | 5,220.69               | 70,107.34       | 45,824.90       | 550.00        | 3,721.73    | 20,560.71         | 70.67                       |
| 001-1100-500-9121 | GENERAL REG INSTRUCTION SUPPLY/MATERIAL                    | 20,750.00         | 362.53                 | 21,112.53       | 10,946.27       | 100.00        | 894.24      | 9,272.02          | 56.08                       |
| 001-1100-600-0000 | GENERAL REG INSTRUCTION CAPITAL OUTLAY                     | 6,799.84          | 0.00                   | 6,799.84        | 2,468.69        | 0.00          | 0.00        | 4,331.15          | 36.31                       |
| 001-1100-600-9121 | USASCN                                                     | 2,000.00          | 0.00                   | 2,000.00        | 0.00            | 0.00          | 0.00        | 2,000.00          | 0.00                        |
| 001-1100-800-0000 | GENERAL REG INSTRUCTION MISCELLANEOUS OBJECT               | 21,245.00         | 0.00                   | 21,245.00       | 16,228.64       | 0.00          | 0.00        | 5,016.36          | 76.39                       |
| 001-1200-100-0000 | GENERAL SPEC INSTRUCT PERSONAL SERV-SALARY                 | 430,629.71        | 0.00                   | 430,629.71      | 272,026.04      | 32,666.00     | 0.00        | 158,603.67        | 63.17                       |
| 001-1200-100-9920 | GENERAL SPECIAL INSTRUCTION PERSONAL SERVICES - SALARIES   | 23,000.00         | 0.00                   | 23,000.00       | 22,660.24       | 0.00          | 0.00        | 339.76            | 98.52                       |
| 001-1200-200-0000 | GENERAL SPEC INSTRUCT EMPLOYEES RETIRE/INSUR               | 213,815.74        | 0.00                   | 213,815.74      | 137,936.86      | 17,192.45     | 402.70      | 75,476.18         | 64.70                       |
| 001-1200-200-9021 | GENERAL SPECIAL INSTRUCTION EMPLOYEES RETIRE. & INSUR. BEN | 200.00            | 0.00                   | 200.00          | 0.00            | 0.00          | 0.00        | 200.00            | 0.00                        |
| 001-1200-200-9920 | GENERAL SPEC INSTRUCT EMPLOYEES RETIRE/INSUR               | 6,891.52          | 0.00                   | 6,891.52        | 5,378.68        | 0.00          | 0.00        | 1,512.84          | 78.05                       |
| 001-1200-400-0000 | GENERAL SPEC INSTRUCT PURCHASED SERV                       | 385,600.00        | 75,801.35              | 461,401.35      | 100,349.93      | 7,232.95      | 155,612.49  | 205,438.93        | 55.48                       |
| 001-1200-500-0000 | GENERAL SPEC INSTRUCT SUPPLY/MATERIAL                      | 2,050.00          | 100.00                 | 2,150.00        | 290.75          | 0.00          | 700.34      | 1,158.91          | 46.10                       |
| 001-1200-         | GENERAL SPEC                                               | 500.00            | 0.00                   | 500.00          | 0.00            | 0.00          | 0.00        | 500.00            | 0.00                        |



### BRADFORD BOARD OF EDUCATION Appropriation Summary Report

| Full Account Code | Description                                                          | FYTD Appropriated | Prior Year Encumbrance | FYTD Expendable | FYTD Expended | MTD Expended | Encumbrance | FYTD Unencumbered | Percent Expended/Encumbered |
|-------------------|----------------------------------------------------------------------|-------------------|------------------------|-----------------|---------------|--------------|-------------|-------------------|-----------------------------|
| 600-0000          | INSTRUCT CAPITAL OUTLAY                                              |                   |                        |                 |               |              |             |                   |                             |
| 001-1200-600-9122 | GENERAL SPEC INSTRUCT CAPITAL OUTLAY                                 | \$ 400.00         | \$ 349.24              | \$ 749.24       | \$ 410.49     | \$ 0.00      | \$ 0.00     | \$ 338.75         | 54.79 %                     |
| 001-1200-800-0000 | GENERAL SPEC INSTRUCT MISCELLANEOUS OBJECT                           | 500.00            | 0.00                   | 500.00          | 0.00          | 0.00         | 0.00        | 500.00            | 0.00                        |
| 001-1900-100-0000 | GENERAL OTHER INSTRUCTION                                            | 1,633.70          | 0.00                   | 1,633.70        | 220.00        | 220.00       | 0.00        | 1,413.70          | 13.47                       |
| 001-1900-200-0000 | GENERAL OTHER INSTRUCTION EMPLOYEES RETIRE/IN                        | 249.30            | 0.00                   | 249.30          | 35.80         | 35.61        | 1.30        | 212.20            | 14.88                       |
| 001-2100-100-0000 | GENERAL SUPPORT SERV-PUPILS PERSONAL SERV-SAL                        | 121,367.49        | 0.00                   | 121,367.49      | 75,332.57     | 9,012.21     | 0.00        | 46,034.92         | 62.07                       |
| 001-2100-200-0000 | GENERAL SUPPORT SERV-PUPILS EMPLOYEES RETIRE/                        | 36,940.87         | 0.00                   | 36,940.87       | 23,408.22     | 2,931.50     | 102.85      | 13,429.80         | 63.65                       |
| 001-2100-400-0000 | GENERAL SUPPORT SERV-PUPILS PURCHASED SERV                           | 442,324.87        | 24,350.78              | 466,675.65      | 208,760.42    | 45,923.47    | 163,402.65  | 94,512.58         | 79.75                       |
| 001-2100-500-0000 | GENERAL SUPPORT SERV-PUPILS SUPPLY/MATERIAL                          | 18,000.54         | 0.00                   | 18,000.54       | 199.91        | 84.61        | 635.97      | 17,164.66         | 4.64                        |
| 001-2100-600-0000 | GENERAL SUPPORT SERV-PUPILS CAPITAL OUTLAY                           | 1,602.91          | 0.00                   | 1,602.91        | 819.00        | 0.00         | 0.00        | 783.91            | 51.09                       |
| 001-2100-600-9122 | GENERAL SUPPORT SERV-PUPILS CAPITAL OUTLAY                           | 250.00            | 0.00                   | 250.00          | 0.00          | 0.00         | 0.00        | 250.00            | 0.00                        |
| 001-2100-800-0000 | GENERAL SUPPORT SERV-PUPILS MISCELLANEOUS OBJ                        | 0.00              | 3,340.40               | 3,340.40        | 3,340.40      | 0.00         | 0.00        | 0.00              | 100.00                      |
| 001-2200-100-0000 | GENERAL SUPP SERV-INSTRUCT STAFF PERSONAL SER                        | 27,623.41         | 0.00                   | 27,623.41       | 14,986.85     | 1,726.82     | 0.00        | 12,636.56         | 54.25                       |
| 001-2200-100-9021 | GENERAL SUPP SERV-INSTRUCTIONAL STAFF PERSONAL SERVICES - SALARIES   | 5,500.00          | 0.00                   | 5,500.00        | 0.00          | 0.00         | 0.00        | 5,500.00          | 0.00                        |
| 001-2200-200-0000 | GENERAL SUPP SERV-INSTRUCT STAFF EMPLOYEES RE                        | 26,740.52         | 0.00                   | 26,740.52       | 722.18        | 2,005.83     | 22.45       | 25,995.89         | 2.78                        |
| 001-2200-200-9021 | GENERAL SUPP SERV-INSTRUCTIONAL STAFF EMPLOYEES RETIRE. & INSUR. BEN | 2,280.00          | 0.00                   | 2,280.00        | 0.00          | 0.00         | 0.00        | 2,280.00          | 0.00                        |

BRADFORD BOARD OF EDUCATION

Appropriation Summary Report

| Full Account Code | Description                                   | FYTD Appropriated | Prior Year Encumbrance | FYTD Expendable | FYTD Expended | MTD Expended | Encumbrance  | FYTD Unencumbered | Percent Expended/Encumbered |
|-------------------|-----------------------------------------------|-------------------|------------------------|-----------------|---------------|--------------|--------------|-------------------|-----------------------------|
| 001-2200-400-0000 | GENERAL SUPP SERV-INSTRUCT STAFF PURCHASED SE | \$ 120,802.39     | \$ 6,873.38            | \$ 127,675.77   | \$ 75,714.34  | \$ 1,751.51  | \$ 40,990.78 | \$ 10,970.65      | 91.41 %                     |
| 001-2200-400-9139 | GENERAL SUPP SERV-INSTRUCT STAFF PURCHASED SE | 11,200.00         | 0.00                   | 11,200.00       | 0.00          | 0.00         | 0.00         | 11,200.00         | 0.00                        |
| 001-2200-500-0000 | GENERAL SUPP SERV-INSTRUCT STAFF SUPPLY/MATER | 13,086.46         | 491.03                 | 13,577.49       | 3,907.23      | 0.00         | 2,441.22     | 7,229.04          | 46.76                       |
| 001-2200-500-9121 | GENERAL SUPP SERV-INSTRUCT STAFF SUPPLY/MATER | 500.00            | 0.00                   | 500.00          | 446.43        | 0.00         | 0.00         | 53.57             | 89.29                       |
| 001-2200-600-0000 | GENERAL SUPP SERV-INSTRUCT STAFF CAPITAL OUTL | 6,000.00          | 0.00                   | 6,000.00        | 2,039.38      | (381.54)     | 0.00         | 3,960.62          | 33.99                       |
| 001-2200-600-9121 | GENERAL SUPP SERV-INSTRUCT STAFF CAPITAL OUTL | 6,000.00          | 0.00                   | 6,000.00        | 0.00          | 0.00         | 0.00         | 6,000.00          | 0.00                        |
| 001-2200-600-9122 | GENERAL SUPP SERV-INSTRUCT STAFF CAPITAL OUTL | 20,000.00         | 29,302.30              | 49,302.30       | 29,302.30     | 0.00         | 0.00         | 20,000.00         | 59.43                       |
| 001-2200-800-0000 | GENERAL SUPP SERV-INSTRUCT STAFF MISCELLANEOU | 200.00            | 0.00                   | 200.00          | 0.00          | 0.00         | 200.00       | 0.00              | 100.00                      |
| 001-2300-100-0000 | GENERAL SUPPORT SERV-BD OF EDUC PERSONAL SERV | 7,500.00          | 0.00                   | 7,500.00        | 3,750.00      | 0.00         | 0.00         | 3,750.00          | 50.00                       |
| 001-2300-200-0000 | GENERAL SUPPORT SERV-BD OF EDUC EMPLOYEES RET | 1,155.00          | 0.00                   | 1,155.00        | 531.08        | 1.35         | 6.75         | 617.17            | 46.57                       |
| 001-2300-400-0000 | GENERAL SUPPORT SERV-BD OF EDUC PURCHASED SER | 13,600.00         | 0.00                   | 13,600.00       | 3,619.00      | 0.00         | 1,556.00     | 8,425.00          | 38.05                       |
| 001-2300-500-0000 | GENERAL SUPPORT SERV-BD OF EDUC SUPPLY/MATERI | 3,000.00          | 589.00                 | 3,589.00        | 365.52        | 67.47        | 344.64       | 2,878.84          | 19.79                       |
| 001-2300-800-0000 | GENERAL SUPPORT SERV-BD OF EDUC MISCELLANEOUS | 12,750.00         | 0.00                   | 12,750.00       | 4,170.41      | 0.00         | 6,358.00     | 2,221.59          | 82.58                       |
| 001-2400-100-0000 | GENERAL SUPPORT SERV-ADMIN PERSONAL SERV-SALA | 536,074.48        | 0.00                   | 536,074.48      | 340,762.83    | 39,951.88    | 0.00         | 195,311.65        | 63.57                       |
| 001-2400-200-0000 | GENERAL SUPPORT SERV-ADMIN EMPLOYEES RETIRE/I | 245,964.65        | 0.00                   | 245,964.65      | 153,566.37    | 19,222.36    | 462.05       | 91,936.23         | 62.62                       |
| 001-2400-400-0000 | GENERAL SUPPORT SERV-ADMIN PURCHASED SERV     | 127,040.62        | 116,141.02             | 243,181.64      | 29,773.73     | 2,840.88     | 166,478.98   | 46,928.93         | 80.70                       |
| 001-2400-500-0000 | GENERAL SUPPORT SERV-ADMIN                    | 6,244.50          | 210.00                 | 6,454.50        | 636.29        | 54.94        | 3,984.31     | 1,833.90          | 71.59                       |

BRADFORD BOARD OF EDUCATION
Appropriation Summary Report

Table with 10 columns: Full Account Code, Description, FYTD Appropriated, Prior Year Encumbrance, FYTD Expendable, FYTD Expended, MTD Expended, Encumbrance, FYTD Unencumbered, Percent Expended/Encumbered. Rows include various account codes and descriptions such as SUPPLY/MATERIAL, GENERAL SUPPORT, and SALARY - OPERATION & MAINT. SERVICES.

BRADFORD BOARD OF EDUCATION

Appropriation Summary Report

| Full Account Code | Description                                   | FYTD Appropriated | Prior Year Encumbrance | FYTD Expendable | FYTD Expended | MTD Expended | Encumbrance  | FYTD Unencumbered | Percent Expended/Encumbered |
|-------------------|-----------------------------------------------|-------------------|------------------------|-----------------|---------------|--------------|--------------|-------------------|-----------------------------|
| 001-2800-400-0000 | PURCHASED SERVICES - BUSES                    | \$ 90,457.86      | \$ 15,764.36           | \$ 106,222.22   | \$ 13,795.13  | \$ 1,039.15  | \$ 44,288.84 | \$ 48,138.25      | 54.68 %                     |
| 001-2800-500-0000 | SUPPLIES - BUSES                              | 15,522.84         | 1,583.95               | 17,106.79       | 5,975.51      | 1,699.41     | 3,608.44     | 7,522.84          | 56.02                       |
| 001-2800-600-0000 | NEW EQUIPMENT - BUSES                         | 726.72            | 0.00                   | 726.72          | 0.00          | 0.00         | 0.00         | 726.72            | 0.00                        |
| 001-2800-600-9122 | GENERAL SUPPORT SERV-PUPIL TRANSPOR CAPITAL O | 97,000.00         | 0.00                   | 97,000.00       | 40,993.87     | (55,921.13)  | 0.00         | 56,006.13         | 42.26                       |
| 001-2800-600-9194 | GENERAL PUPIL TRANSPOR PURCHAS SCHOOL BUS     | 4,000.00          | 0.00                   | 4,000.00        | 0.00          | 0.00         | 0.00         | 4,000.00          | 0.00                        |
| 001-2800-800-0000 | OTHER - BUSES                                 | 8,500.00          | 0.00                   | 8,500.00        | 7,711.21      | 0.00         | 0.00         | 788.79            | 90.72                       |
| 001-2900-100-0000 | GENERAL - SALARY - TECH/IAT                   | 5,797.00          | 0.00                   | 5,797.00        | 2,750.00      | 0.00         | 0.00         | 3,047.00          | 47.44                       |
| 001-2900-200-0000 | GENERAL - TECH/IAT - BENEFITS                 | 484.30            | 0.00                   | 484.30          | 430.38        | 1.00         | 5.00         | 48.92             | 89.90                       |
| 001-2900-400-0000 | GENERAL - OTHER DATA PROCESSING SERVICES      | 6,251.95          | 0.00                   | 6,251.95        | 5,953.79      | 0.00         | 0.00         | 298.16            | 95.23                       |
| 001-2900-500-0000 | GENERAL TECHNOLOGY PROGRAM SUPPLIES           | 3,531.16          | 0.00                   | 3,531.16        | 3,350.25      | 0.00         | 0.00         | 180.91            | 94.88                       |
| 001-3100-200-0000 | GENERAL FOOD SERV OPERATION EMPLOYEES RETIRE/ | 10.17             | 0.00                   | 10.17           | 0.15          | 0.02         | 0.10         | 9.92              | 2.46                        |
| 001-3100-200-9215 | GENERAL FOOD SERV OPERATION EMPLOYEES RETIRE/ | 600.00            | 0.00                   | 600.00          | 0.00          | 0.00         | 0.00         | 600.00            | 0.00                        |
| 001-3200-800-0000 | GENERAL COMMUNITY MISCELLANEOUS OBJECT        | 350.00            | 543.00                 | 893.00          | 808.00        | 0.00         | 0.00         | 85.00             | 90.48                       |
| 001-3400-100-0000 | GENERAL SHARED SERVICES PERSONAL SERV-SALARY  | 5,200.00          | 0.00                   | 5,200.00        | 715.00        | 94.50        | 0.00         | 4,485.00          | 13.75                       |
| 001-3400-200-0000 | GENERAL SHARED SERVICES EMPLOYEES RETIRE/INSU | 810.36            | 0.00                   | 810.36          | 275.58        | 15.15        | 2.75         | 532.03            | 34.35                       |
| 001-3400-400-0000 | GENERAL SHARED SERVICES PURCHASED SERV        | 5,000.00          | 0.00                   | 5,000.00        | 0.00          | 0.00         | 0.00         | 5,000.00          | 0.00                        |
| 001-3400-500-0000 | GENERAL SHARED SERVICES SUPPLY/MATERIAL       | 500.00            | 0.00                   | 500.00          | 153.91        | 59.97        | 9.02         | 337.07            | 32.59                       |
| 001-3400-800-0000 | GENERAL SHARED SERVICES MISCELLANEOUS OBJECT  | 21,316.62         | 0.00                   | 21,316.62       | 15,777.18     | 3,707.77     | 0.00         | 5,539.44          | 74.01                       |
| 001-4100-100-0000 | GENERAL ACADEMIC/SUBJECT ORIENTED PERSONAL SE | 5,359.59          | 0.00                   | 5,359.59        | 2,542.50      | 0.00         | 0.00         | 2,817.09          | 47.44                       |

BRADFORD BOARD OF EDUCATION

Appropriation Summary Report

| Full Account Code | Description                                           | FYTD Appropriated      | Prior Year Encumbrance | FYTD Expendable        | FYTD Expended          | MTD Expended         | Encumbrance          | FYTD Unencumbered      | Percent Expended/Encumbered |
|-------------------|-------------------------------------------------------|------------------------|------------------------|------------------------|------------------------|----------------------|----------------------|------------------------|-----------------------------|
| 001-4100-200-0000 | GENERAL ACADEMIC/SUBJECT ORIENTED EMPLOYEES R         | \$ 427.82              | \$ 0.00                | \$ 427.82              | \$ 398.70              | \$ 0.81              | \$ 4.05              | \$ 25.07               | 94.14 %                     |
| 001-4500-100-0000 | GENERAL SPORT ORIENTED ACTIVITY PERSONAL SERV         | 142,074.80             | 0.00                   | 142,074.80             | 65,256.24              | 2,971.16             | 0.00                 | 76,818.56              | 45.93                       |
| 001-4500-200-0000 | GENERAL SPORT ORIENTED ACTIVITY EMPLOYEES RET         | 57,444.38              | 2,360.25               | 59,804.63              | 27,503.00              | 1,094.68             | 10,853.15            | 21,448.48              | 64.14                       |
| 001-4500-500-9215 | GENERAL SPORT ORIENTED ACTIVITY SUPPLY/MATERI         | 1,500.00               | 0.00                   | 1,500.00               | 88.97                  | 52.59                | 911.03               | 500.00                 | 66.67                       |
| 001-4500-600-9500 | GENERAL SPORT ORIENTED ACTIVITIES CAPITAL OUTLAY      | 0.00                   | 28,000.00              | 28,000.00              | 27,248.00              | 0.00                 | 0.00                 | 752.00                 | 97.31                       |
| 001-4600-100-0000 | GENERAL ORIENTED ADVISOR SUPP SAL CERTIFICATE         | 9,459.65               | 0.00                   | 9,459.65               | 4,487.50               | 300.00               | 0.00                 | 4,972.15               | 47.44                       |
| 001-4600-200-0000 | RETIREMENT - CERTIFIED - YEARBOOK                     | 833.66                 | 0.00                   | 833.66                 | 702.27                 | 47.62                | 7.85                 | 123.54                 | 85.18                       |
| 001-5200-600-9122 | GENERAL SITE IMPROVEMENT CAPITAL OUTLAY               | 10,000.00              | 0.00                   | 10,000.00              | 0.00                   | 0.00                 | 0.00                 | 10,000.00              | 0.00                        |
| 001-5300-600-9920 | GENERAL ARCHITECTURE & ENGINEERING SER CAPITAL OUTLAY | 0.00                   | 2,190.00               | 2,190.00               | 2,190.00               | 0.00                 | 0.00                 | 0.00                   | 100.00                      |
| 001-5600-600-9122 | GENERAL BUILDING IMPROVEMENT SERVICES CAPITAL OUTLAY  | 30,000.00              | 74,900.00              | 104,900.00             | 79,581.04              | 0.00                 | 0.00                 | 25,318.96              | 75.86                       |
|                   |                                                       | <b>\$ 8,249,621.74</b> | <b>\$ 522,444.09</b>   | <b>\$ 8,772,065.83</b> | <b>\$ 4,563,733.13</b> | <b>\$ 446,795.18</b> | <b>\$ 829,165.29</b> | <b>\$ 3,379,167.41</b> |                             |
| <b>Fund:</b>      | <b>002</b>                                            |                        |                        |                        |                        |                      |                      |                        |                             |
| 002-2500-800-0000 | BOND RETIRE OFFICE OF TREASURER COUNTY AUDITO         | 1,600.00               | 0.00                   | 1,600.00               | 591.26                 | 0.00                 | 0.00                 | 1,008.74               | 36.95                       |
| 002-2500-800-9020 | BOND RETIRE FISCAL MISCELLANEOUS OBJECT               | 235.00                 | 0.00                   | 235.00                 | 87.59                  | 0.00                 | 0.00                 | 147.41                 | 37.27                       |
| 002-6100-810-0000 | BOND RETIRE REPAYMENT OF DEBT SERIAL BONDS            | 90,893.25              | 0.00                   | 90,893.25              | 90,893.25              | 0.00                 | 0.00                 | 0.00                   | 100.00                      |
| 002-6100-810-9020 | BOND RETIRE REPAYMENT OF DEBT REDEMPTION OF P         | 12,984.75              | 0.00                   | 12,984.75              | 12,984.75              | 0.00                 | 0.00                 | 0.00                   | 100.00                      |
| 002-6100-820-0000 | BOND RETIRE REPAYMENT OF DEBT SERIAL BOND             | 14,106.75              | 0.00                   | 14,106.75              | 14,106.75              | 0.00                 | 0.00                 | 0.00                   | 100.00                      |

### BRADFORD BOARD OF EDUCATION Appropriation Summary Report

| Full Account Code | Description                                         | FYTD Appropriated    | Prior Year Encumbrance | FYTD Expendable      | FYTD Expended        | MTD Expended        | Encumbrance         | FYTD Unencumbered   | Percent Expended/Encumbered |
|-------------------|-----------------------------------------------------|----------------------|------------------------|----------------------|----------------------|---------------------|---------------------|---------------------|-----------------------------|
| 002-6100-820-9020 | BOND RETIRE<br>REPAYMENT OF DEBT<br>INTEREST        | \$ 2,015.25          | \$ 0.00                | \$ 2,015.25          | \$ 2,015.25          | \$ 0.00             | \$ 0.00             | \$ 0.00             | 100.00 %                    |
|                   |                                                     | <b>\$ 121,835.00</b> | <b>\$ 0.00</b>         | <b>\$ 121,835.00</b> | <b>\$ 120,678.85</b> | <b>\$ 0.00</b>      | <b>\$ 0.00</b>      | <b>\$ 1,156.15</b>  |                             |
| <b>Fund:</b>      | <b>006</b>                                          |                      |                        |                      |                      |                     |                     |                     |                             |
| 006-3100-100-0000 | LUNCHROOM SALARIES                                  | 112,250.00           | 0.00                   | 112,250.00           | 71,663.20            | 8,475.05            | 0.00                | 40,586.80           | 63.84                       |
| 006-3100-200-0000 | FOOD SERVICE -<br>RETIREMENT &<br>INSRUANCE BENEFIT | 48,925.00            | 0.00                   | 48,925.00            | 31,721.62            | 3,552.23            | 95.85               | 17,107.53           | 65.03                       |
| 006-3100-400-0000 | FOOD SERVICE -<br>PURCHASE SERVICE                  | 12,500.00            | 700.00                 | 13,200.00            | 2,208.25             | 0.00                | 1,601.75            | 9,390.00            | 28.86                       |
| 006-3100-500-0000 | FOOD SERVICE - OTHER<br>SUPPLIES                    | 95,250.00            | 0.00                   | 95,250.00            | 46,627.77            | 5,754.71            | 33,557.19           | 15,065.04           | 84.18                       |
| 006-3100-600-0000 | FOOD SERVICE - NEW<br>EQUIPMENT                     | 2,700.00             | 0.00                   | 2,700.00             | 0.00                 | 0.00                | 0.00                | 2,700.00            | 0.00                        |
| 006-3100-800-0000 | FOOD SERVICE - OTHER<br>MISC.                       | 550.00               | 0.00                   | 550.00               | 343.35               | 343.35              | 0.00                | 206.65              | 62.43                       |
| 006-3100-800-9318 | FOOD SERVICE FOOD<br>SERV OPERATION<br>MISCELLANEOU | 80.00                | 0.00                   | 80.00                | 80.00                | 0.00                | 0.00                | 0.00                | 100.00                      |
|                   |                                                     | <b>\$ 272,255.00</b> | <b>\$ 700.00</b>       | <b>\$ 272,955.00</b> | <b>\$ 152,644.19</b> | <b>\$ 18,125.34</b> | <b>\$ 35,254.79</b> | <b>\$ 85,056.02</b> |                             |
| <b>Fund:</b>      | <b>007</b>                                          |                      |                        |                      |                      |                     |                     |                     |                             |
| 007-1100-800-9900 | SPECIAL TRUST REG<br>INSTRUCTION<br>MISCELLANEOUS O | 500.00               | 500.00                 | 1,000.00             | 500.00               | 0.00                | 0.00                | 500.00              | 50.00                       |
| 007-1100-800-9902 | SPECIAL TRUST REG<br>INSTRUCTION<br>MISCELLANEOUS O | 2,000.00             | 1,500.00               | 3,500.00             | 0.00                 | 0.00                | 1,500.00            | 2,000.00            | 42.86                       |
| 007-1100-800-9905 | SPECIAL TRUST REG<br>INSTRUCTION<br>MISCELLANEOUS O | 0.00                 | 1,000.00               | 1,000.00             | 500.00               | 0.00                | 500.00              | 0.00                | 100.00                      |
| 007-1100-800-9906 | SPECIAL TRUST REG<br>INSTRUCTION<br>MISCELLANEOUS O | 500.00               | 1,000.00               | 1,500.00             | 1,000.00             | 0.00                | 0.00                | 500.00              | 66.67                       |
| 007-1100-800-9907 | SPECIAL TRUST REG<br>INSTRUCTION<br>MISCELLANEOUS O | 500.00               | 500.00                 | 1,000.00             | 500.00               | 0.00                | 0.00                | 500.00              | 50.00                       |
| 007-1100-800-9908 | SPECIAL TRUST REG<br>INSTRUCTION<br>MISCELLANEOUS O | 500.00               | 3,750.00               | 4,250.00             | 0.00                 | 0.00                | 3,750.00            | 500.00              | 88.24                       |
| 007-1100-800-9909 | SPECIAL TRUST REG<br>INSTRUCTION<br>MISCELLANEOUS O | 0.00                 | 1,000.00               | 1,000.00             | 1,000.00             | 0.00                | 0.00                | 0.00                | 100.00                      |
| 007-1100-800-9912 | SPECIAL TRUST REG<br>INSTRUCTION<br>MISCELLANEOUS O | 1,000.00             | 3,000.00               | 4,000.00             | 3,000.00             | 0.00                | 0.00                | 1,000.00            | 75.00                       |
| 007-1100-800-9913 | SPECIAL TRUST REG<br>INSTRUCTION                    | 500.00               | 500.00                 | 1,000.00             | 500.00               | 0.00                | 0.00                | 500.00              | 50.00                       |

### BRADFORD BOARD OF EDUCATION Appropriation Summary Report

| Full Account Code | Description                                                                         | FYTD Appropriated  | Prior Year Encumbrance | FYTD Expendable     | FYTD Expended      | MTD Expended   | Encumbrance         | FYTD Unencumbered  | Percent Expended/Encumbered |
|-------------------|-------------------------------------------------------------------------------------|--------------------|------------------------|---------------------|--------------------|----------------|---------------------|--------------------|-----------------------------|
| 007-1100-800-9915 | MISCELLANEOUS O<br>SPECIAL TRUST<br>REGULAR INSTRUCTION<br>MISCELLANEOUS<br>OBJECTS | \$ 0.00            | \$ 500.00              | \$ 500.00           | \$ 0.00            | \$ 0.00        | \$ 500.00           | \$ 0.00            | 100.00 %                    |
| 007-1100-800-9977 | SPECIAL TRUST<br>REGULAR INSTRUCTION<br>MISCELLANEOUS<br>OBJECTS                    | 0.00               | 125.00                 | 125.00              | 0.00               | 0.00           | 125.00              | 0.00               | 100.00                      |
| 007-1100-800-9996 | SPECIAL TRUST REG<br>HIGH SCHOOL<br>SCHOLARSHIP                                     | 1,000.00           | 4,000.00               | 5,000.00            | 0.00               | 0.00           | 4,000.00            | 1,000.00           | 80.00                       |
| <b>Fund: 008</b>  |                                                                                     | <b>\$ 6,500.00</b> | <b>\$ 17,375.00</b>    | <b>\$ 23,875.00</b> | <b>\$ 7,000.00</b> | <b>\$ 0.00</b> | <b>\$ 10,375.00</b> | <b>\$ 6,500.00</b> |                             |
| 008-1100-800-9202 | ENDOWMENT REG<br>INSTRUCTION<br>MISCELLANEOUS OBJEC                                 | 1,000.00           | 1,000.00               | 2,000.00            | 0.00               | 0.00           | 1,000.00            | 1,000.00           | 50.00                       |
| <b>Fund: 009</b>  |                                                                                     | <b>\$ 1,000.00</b> | <b>\$ 1,000.00</b>     | <b>\$ 2,000.00</b>  | <b>\$ 0.00</b>     | <b>\$ 0.00</b> | <b>\$ 1,000.00</b>  | <b>\$ 1,000.00</b> |                             |
| 009-1100-500-9118 | UNIFORM SCHL<br>SUPPLIES REG<br>INSTRUCTION SUPPLY/                                 | 2,000.00           | 1,541.42               | 3,541.42            | 1,517.96           | 0.00           | 23.46               | 2,000.00           | 43.53                       |
| 009-1100-500-9238 | UNIFORM SCHL<br>SUPPLIES REG<br>INSTRUCTION SUPPLY/                                 | 2,000.00           | 99.68                  | 2,099.68            | 892.38             | 0.00           | 124.68              | 1,082.62           | 48.44                       |
| <b>Fund: 018</b>  |                                                                                     | <b>\$ 4,000.00</b> | <b>\$ 1,641.10</b>     | <b>\$ 5,641.10</b>  | <b>\$ 2,410.34</b> | <b>\$ 0.00</b> | <b>\$ 148.14</b>    | <b>\$ 3,082.62</b> |                             |
| 018-1100-400-9110 | ELEMENTARY - SUPPORT                                                                | 3,000.00           | 0.00                   | 3,000.00            | 425.00             | (1,750.00)     | 355.00              | 2,220.00           | 26.00                       |
| 018-1100-400-9113 | PUBLIC SCHOOL<br>SUPPORT REG<br>INSTRUCTION PURCHAS                                 | 100.00             | 0.00                   | 100.00              | 5.35               | 0.00           | 0.00                | 94.65              | 5.35                        |
| 018-1100-400-9130 | PURCHASED SERVICES -<br>HIGH SCHOOL<br>PRINCIPAL                                    | 400.00             | 0.00                   | 400.00              | 0.00               | 0.00           | 0.00                | 400.00             | 0.00                        |
| 018-1100-500-9110 | ELEMENTARY SUPPLIES                                                                 | 7,450.00           | 0.00                   | 7,450.00            | 2,607.32           | 450.91         | 2,759.32            | 2,083.36           | 72.04                       |
| 018-1100-500-9113 | PUBLIC SCHOOL<br>SUPPORT REG<br>INSTRUCTION SUPPLY/                                 | 500.00             | 0.00                   | 500.00              | 0.00               | 0.00           | 0.00                | 500.00             | 0.00                        |
| 018-1100-500-9130 | HIGH SCHOOL SUPPLIES                                                                | 1,850.00           | 0.00                   | 1,850.00            | 499.36             | 271.53         | 795.64              | 555.00             | 70.00                       |
| 018-1100-500-9131 | PUBLIC SCHOOL<br>SUPPORT REG<br>INSTRUCTION SUPPLY/                                 | 450.00             | 0.00                   | 450.00              | 0.00               | 0.00           | 320.00              | 130.00             | 71.11                       |
| 018-1100-600-9110 | ELEMENTARY<br>EQUIPMENT                                                             | 2,320.00           | 0.00                   | 2,320.00            | 220.82             | 0.00           | 201.80              | 1,897.38           | 18.22                       |
| 018-1100-         | PUBLIC SCHOOL                                                                       | 1,000.00           | 0.00                   | 1,000.00            | 0.00               | 0.00           | 0.00                | 1,000.00           | 0.00                        |

## BRADFORD BOARD OF EDUCATION Appropriation Summary Report

| Full Account Code | Description                                                            | FYTD Appropriated   | Prior Year Encumbrance | FYTD Expendable     | FYTD Expended      | MTD Expended         | Encumbrance        | FYTD Unencumbered   | Percent Expended/Encumbered |
|-------------------|------------------------------------------------------------------------|---------------------|------------------------|---------------------|--------------------|----------------------|--------------------|---------------------|-----------------------------|
| 600-9113          | SUPPORT REG INSTRUCTION CAPITAL                                        |                     |                        |                     |                    |                      |                    |                     |                             |
| 018-1100-800-9110 | ELEMENTARY OTHER                                                       | \$ 350.00           | \$ 0.00                | \$ 350.00           | \$ 0.00            | \$ 0.00              | \$ 0.00            | \$ 350.00           | 0.00 %                      |
| 018-1100-800-9130 | HIGH SCHOOL OTHER                                                      | 1,000.00            | 0.00                   | 1,000.00            | 275.70             | 0.00                 | 499.30             | 225.00              | 77.50                       |
| 018-2100-500-9110 | PUBLIC SCHOOL SUPPORT SUPPORT SERV-PUPILS SUP                          | 3,000.00            | 0.00                   | 3,000.00            | 37.25              | 0.00                 | 0.00               | 2,962.75            | 1.24                        |
| 018-2200-400-9110 | PUBLIC SCHOOL SUPPORT SUPP SERV-INSTRUCTIONAL STAFF PURCHASED SERVICES | 250.00              | 0.00                   | 250.00              | 0.00               | 0.00                 | 240.00             | 10.00               | 96.00                       |
|                   |                                                                        | <b>\$ 21,670.00</b> | <b>\$ 0.00</b>         | <b>\$ 21,670.00</b> | <b>\$ 4,070.80</b> | <b>\$ (1,027.56)</b> | <b>\$ 5,171.06</b> | <b>\$ 12,428.14</b> |                             |
| <b>Fund:</b>      | <b>019</b>                                                             |                     |                        |                     |                    |                      |                    |                     |                             |
| 019-1100-400-9182 | OTHER GRANT REG INSTRUCTION PURCHASED SERV                             | 1,750.00            | 0.00                   | 1,750.00            | 1,750.00           | 1,750.00             | 0.00               | 0.00                | 100.00                      |
| 019-1100-400-9410 | OTHER GRANT REG INSTRUCTION PURCHASED SERV                             | 1,393.50            | 0.00                   | 1,393.50            | 1,244.55           | 0.00                 | 148.95             | 0.00                | 100.00                      |
| 019-1100-500-9024 | OTHER GRANT REG INSTRUCTION SUPPLY/MATERIAL                            | 400.00              | 0.00                   | 400.00              | 68.97              | 0.00                 | 15.00              | 316.03              | 20.99                       |
| 019-1100-500-9410 | OTHER GRANT REG INSTRUCTION SUPPLY/MATERIAL                            | 288.99              | 0.00                   | 288.99              | 192.08             | 0.00                 | 0.00               | 96.91               | 66.47                       |
| 019-2100-600-9517 | OTHER GRANT SUPPORT SERVICES - PUPILS CAPITAL OUTLAY                   | 200.00              | 0.00                   | 200.00              | 0.00               | 0.00                 | 0.00               | 200.00              | 0.00                        |
| 019-2100-600-9920 | OTHER GRANT SUPPORT SERVICES - PUPILS CAPITAL OUTLAY                   | 7,000.00            | 0.00                   | 7,000.00            | 0.00               | 0.00                 | 0.00               | 7,000.00            | 0.00                        |
| 019-2700-600-9017 | OTHER GRANT OPERATION & MAINT OF PLANT SER CAPITAL OUTLAY              | 5,927.64            | 0.00                   | 5,927.64            | 0.00               | 0.00                 | 0.00               | 5,927.64            | 0.00                        |
| 019-2700-600-9019 | OTHER GRANT OPERATION & MAINT OF PLANT SER CAPITAL OUTLAY              | 7,000.00            | 0.00                   | 7,000.00            | 0.00               | 0.00                 | 0.00               | 7,000.00            | 0.00                        |
| 019-2700-600-9139 | OTHER GRANT OPERATION & MAINT OF PLANT SER CAPITAL OUTLAY              | 6,000.00            | 0.00                   | 6,000.00            | 6,000.00           | 0.00                 | 0.00               | 0.00                | 100.00                      |
| 019-2700-600-9272 | OTHER GRANT OPERATION/MAINT OF PLANT CAPITAL                           | 7,380.00            | 0.00                   | 7,380.00            | 0.00               | 0.00                 | 7,380.00           | 0.00                | 100.00                      |
| 019-3200-         | OTHER GRANT                                                            | 1,300.00            | 0.00                   | 1,300.00            | 0.00               | 0.00                 | 0.00               | 1,300.00            | 0.00                        |



### BRADFORD BOARD OF EDUCATION Appropriation Summary Report

| Full Account Code | Description                                          | FYTD Appropriated   | Prior Year Encumbrance | FYTD Expendable     | FYTD Expended      | MTD Expended       | Encumbrance        | FYTD Unencumbered   | Percent Expended/Encumbered |
|-------------------|------------------------------------------------------|---------------------|------------------------|---------------------|--------------------|--------------------|--------------------|---------------------|-----------------------------|
| 500-9421          | COMMUNITY RECREATION SERVICES SUPPLIES AND MATERIALS |                     |                        |                     |                    |                    |                    |                     |                             |
|                   |                                                      | <b>\$ 38,640.13</b> | <b>\$ 0.00</b>         | <b>\$ 38,640.13</b> | <b>\$ 9,255.60</b> | <b>\$ 1,750.00</b> | <b>\$ 7,543.95</b> | <b>\$ 21,840.58</b> |                             |
| <b>Fund:</b>      | <b>022</b>                                           |                     |                        |                     |                    |                    |                    |                     |                             |
| 022-7900-800-9718 | DISTRICT AGENCY MISCELLANEOUS USES OF FUNDS M        | \$ 100.00           | \$ 0.00                | \$ 100.00           | \$ 0.00            | \$ 0.00            | \$ 0.00            | \$ 100.00           | 0.00 %                      |
| 022-7900-800-9819 | DISTRICT AGENCY MISCELLANEOUS USES OF FUNDS M        | 200.00              | 0.00                   | 200.00              | 0.00               | 0.00               | 0.00               | 200.00              | 0.00                        |
|                   |                                                      | <b>\$ 300.00</b>    | <b>\$ 0.00</b>         | <b>\$ 300.00</b>    | <b>\$ 0.00</b>     | <b>\$ 0.00</b>     | <b>\$ 0.00</b>     | <b>\$ 300.00</b>    |                             |
| <b>Fund:</b>      | <b>034</b>                                           |                     |                        |                     |                    |                    |                    |                     |                             |
| 034-2500-800-0000 | CLASSROOM FAC. MAINT. OFFICE OF TREASURER COU        | 350.00              | 0.00                   | 350.00              | 152.50             | 0.00               | 0.00               | 197.50              | 43.57                       |
| 034-5500-600-0000 | CLASSROOM FAC. MAINT. BLDG ACQUISITION/CONSTR        | 10,000.00           | 0.00                   | 10,000.00           | 0.00               | 0.00               | 0.00               | 10,000.00           | 0.00                        |
|                   |                                                      | <b>\$ 10,350.00</b> | <b>\$ 0.00</b>         | <b>\$ 10,350.00</b> | <b>\$ 152.50</b>   | <b>\$ 0.00</b>     | <b>\$ 0.00</b>     | <b>\$ 10,197.50</b> |                             |
| <b>Fund:</b>      | <b>200</b>                                           |                     |                        |                     |                    |                    |                    |                     |                             |
| 200-4100-800-9128 | STUDENT MANAGED ACT ACADEMIC/SUBJECT ORIENTED        | 100.00              | 0.00                   | 100.00              | 0.00               | 0.00               | 0.00               | 100.00              | 0.00                        |
| 200-4100-800-9400 | BAND - OTHER                                         | 300.00              | 0.00                   | 300.00              | 194.90             | 0.00               | 60.80              | 44.30               | 85.23                       |
| 200-4100-800-9710 | STUDENT MANAGED ACT NATION HONOR SOCIETY MISC        | 350.00              | 0.00                   | 350.00              | 0.00               | 0.00               | 0.00               | 350.00              | 0.00                        |
| 200-4300-800-9330 | HIGH SCHOOL FFA MISC/OTHER                           | 12,000.00           | 140.00                 | 12,140.00           | 7,367.82           | 142.19             | 2,624.80           | 2,147.38            | 82.31                       |
| 200-4600-800-9000 | STUDENT MANAGED ACT SCHL/PUBLIC SERV CO-CURRI        | 800.00              | 0.00                   | 800.00              | 0.00               | 0.00               | 0.00               | 800.00              | 0.00                        |
| 200-4600-800-9021 | STUDENT MANAGED ACT SCHL/PUBLIC SERV CO-CURRI        | 3,000.00            | 40.00                  | 3,040.00            | 966.96             | 0.00               | 1,830.00           | 243.04              | 92.01                       |
| 200-4600-800-9022 | STUDENT MANAGED ACT SCHL/PUBLIC SERV CO-CURRI        | 3,700.00            | 0.00                   | 3,700.00            | 2,641.00           | 0.00               | 779.50             | 279.50              | 92.45                       |
| 200-4600-800-9023 | STUDENT MANAGED ACT SCHL/PUBLIC SERV CO-CURRI        | 3,000.00            | 0.00                   | 3,000.00            | 1,595.00           | 0.00               | 0.00               | 1,405.00            | 53.17                       |
| 200-4600-800-9630 | STUDENT MANAGED ACT SCHL/PUBLIC SERV CO-CURRI        | 6,400.00            | 500.00                 | 6,900.00            | 6,355.00           | 0.00               | 331.50             | 213.50              | 96.91                       |
| 200-4600-         | STUDENT MANAGED                                      | 900.00              | 0.00                   | 900.00              | 756.00             | 756.00             | 0.00               | 144.00              | 84.00                       |

### BRADFORD BOARD OF EDUCATION Appropriation Summary Report

| Full Account Code | Description                                                                         | FYTD Appropriated   | Prior Year Encumbrance | FYTD Expendable     | FYTD Expended       | MTD Expended       | Encumbrance         | FYTD Unencumbered   | Percent Expended/Encumbered |
|-------------------|-------------------------------------------------------------------------------------|---------------------|------------------------|---------------------|---------------------|--------------------|---------------------|---------------------|-----------------------------|
| 800-9678          | ACTIVITY SCHL & PUBLIC SERV CO-CURRIC. MISCELLANEOUS OBJECTS                        |                     |                        |                     |                     |                    |                     |                     |                             |
| 200-4600-800-9680 | STUDENT MANAGED ACT YEARBOOK MISCELLANEOUS OB                                       | \$ 6,500.00         | \$ 1,882.00            | \$ 8,382.00         | \$ 5,560.79         | \$ 2,247.60        | \$ 2,321.21         | \$ 500.00           | 94.03 %                     |
| <b>Fund: 300</b>  |                                                                                     | <b>\$ 37,050.00</b> | <b>\$ 2,562.00</b>     | <b>\$ 39,612.00</b> | <b>\$ 25,437.47</b> | <b>\$ 3,145.79</b> | <b>\$ 7,947.81</b>  | <b>\$ 6,226.72</b>  |                             |
| 300-4100-400-9002 | DISTRICT MANAGED ACT ACADEMIC/SUBJECT ORIENTE                                       | 22,000.00           | 0.00                   | 22,000.00           | 475.00              | 0.00               | 0.00                | 21,525.00           | 2.16                        |
| 300-4500-100-9500 | SPORTS TICKET TAKERS, TIMERS, SCORERS, ETC                                          | 3,036.00            | 0.00                   | 3,036.00            | 857.61              | 0.00               | 0.00                | 2,178.39            | 28.25                       |
| 300-4500-200-9500 | SPORTS BENEFITS                                                                     | 516.00              | 0.00                   | 516.00              | 153.94              | 0.46               | 2.30                | 359.76              | 30.28                       |
| 300-4500-400-9500 | ATHLETIC DEPARTMENT PURCHASED SERVICES                                              | 34,025.00           | 3,414.08               | 37,439.08           | 21,171.52           | 1,550.53           | 8,934.11            | 7,333.45            | 80.41                       |
| 300-4500-500-9500 | ATHLETIC DEPARTMENT SUPPLIES                                                        | 12,565.00           | 0.00                   | 12,565.00           | 757.47              | 49.50              | 3,163.03            | 8,644.50            | 31.20                       |
| 300-4500-600-9500 | ATHLETIC DEPARTMENT NEW EQUIPMENT                                                   | 16,700.00           | 0.00                   | 16,700.00           | 4,393.80            | 0.00               | 7,360.00            | 4,946.20            | 70.38                       |
| 300-4500-800-9500 | ATHLETIC DEPARTMENT OTHER                                                           | 4,407.00            | 0.00                   | 4,407.00            | 1,851.46            | 20.00              | 132.00              | 2,423.54            | 45.01                       |
| <b>Fund: 451</b>  |                                                                                     | <b>\$ 93,249.00</b> | <b>\$ 3,414.08</b>     | <b>\$ 96,663.08</b> | <b>\$ 29,660.80</b> | <b>\$ 1,620.49</b> | <b>\$ 19,591.44</b> | <b>\$ 47,410.84</b> |                             |
| 451-2200-400-9021 | DATA COMMUNICATION FUND SUPP SERV- INSTRUCTIONAL STAFF PURCHASED SERVICES           | 3,600.00            | 0.00                   | 3,600.00            | 0.00                | 0.00               | 3,600.00            | 0.00                | 100.00                      |
| <b>Fund: 467</b>  |                                                                                     | <b>\$ 3,600.00</b>  | <b>\$ 0.00</b>         | <b>\$ 3,600.00</b>  | <b>\$ 0.00</b>      | <b>\$ 0.00</b>     | <b>\$ 3,600.00</b>  | <b>\$ 0.00</b>      |                             |
| 467-2100-400-9920 | STUDENT WELLNESS AND SUCCESS SUPPORT SERV-PUP                                       | 15,000.00           | 0.00                   | 15,000.00           | 3,912.00            | 3,912.00           | 0.00                | 11,088.00           | 26.08                       |
| 467-2200-400-9920 | Student Wellness and Success Fund SUPP SERV- INSTRUCTIONAL STAFF PURCHASED SERVICES | 50,000.00           | 0.00                   | 50,000.00           | 0.00                | 0.00               | 0.00                | 50,000.00           | 0.00                        |
| 467-2700-400-9920 | Student Wellness and Success Fund OPERATION & MAINT OF PLANT SER PURCHASED SERVICES | 70,000.00           | 0.00                   | 70,000.00           | 49,664.49           | 16,554.83          | 16,554.83           | 3,780.68            | 94.60                       |
| 467-2700-600-9920 | Student Wellness and Success Fund OPERATION & MAINT OF                              | 1,644.00            | 0.00                   | 1,644.00            | 297.00              | 0.00               | 1,347.00            | 0.00                | 100.00                      |

**BRADFORD BOARD OF EDUCATION**

**Appropriation Summary Report**

| Full Account Code | Description                                                                                              | FYTD Appropriated    | Prior Year Encumbrance | FYTD Expendable      | FYTD Expended       | MTD Expended        | Encumbrance         | FYTD Unencumbered   | Percent Expended/Encumbered |
|-------------------|----------------------------------------------------------------------------------------------------------|----------------------|------------------------|----------------------|---------------------|---------------------|---------------------|---------------------|-----------------------------|
|                   | PLANT SER CAPITAL OUTLAY                                                                                 |                      |                        |                      |                     |                     |                     |                     |                             |
|                   |                                                                                                          | <b>\$ 136,644.00</b> | <b>\$ 0.00</b>         | <b>\$ 136,644.00</b> | <b>\$ 53,873.49</b> | <b>\$ 20,466.83</b> | <b>\$ 17,901.83</b> | <b>\$ 64,868.68</b> |                             |
| <b>Fund:</b>      | <b>499</b>                                                                                               |                      |                        |                      |                     |                     |                     |                     |                             |
| 499-2800-600-9021 | MISCELLANEOUS STATE GRANT FUND SUPPORT SERV - PUPIL TRANSPOR. CAPITAL OUTLAY                             | \$ 55,921.13         | \$ 0.00                | \$ 55,921.13         | \$ 55,921.13        | \$ 55,921.13        | \$ 0.00             | \$ 0.00             | 100.00 %                    |
| 499-5600-600-9920 | MISCELLANEOUS STATE GRANT FUND BUILDING IMPROVEMENT SERVICES CAPITAL OUTLAY                              | 0.00                 | 40,000.00              | 40,000.00            | 40,000.00           | 0.00                | 0.00                | 0.00                | 100.00                      |
|                   |                                                                                                          | <b>\$ 55,921.13</b>  | <b>\$ 40,000.00</b>    | <b>\$ 95,921.13</b>  | <b>\$ 95,921.13</b> | <b>\$ 55,921.13</b> | <b>\$ 0.00</b>      | <b>\$ 0.00</b>      |                             |
| <b>Fund:</b>      | <b>507</b>                                                                                               |                      |                        |                      |                     |                     |                     |                     |                             |
| 507-1100-100-9021 | ELEMENTARY AND SECONDARY SCHOOL EMERGENCY RELIEF FUND REGULAR INSTRUCTION PERSONAL SERVICES - SALARIES   | 5,000.00             | 0.00                   | 5,000.00             | 5,000.00            | 0.00                | 0.00                | 0.00                | 100.00                      |
| 507-1100-200-9021 | ELEMENTARY AND SECONDARY SCHOOL EMERGENCY RELIEF FUND REGULAR INSTRUCTION EMPLOYEES RETIRE. & INSUR. BEN | 777.42               | 0.00                   | 777.42               | 777.42              | 0.00                | 0.00                | 0.00                | 100.00                      |
| 507-1100-400-9021 | ELEMENTARY AND SECONDARY SCHOOL EMERGENCY RELIEF FUND REGULAR INSTRUCTION PURCHASED SERVICES             | 14,294.32            | 0.00                   | 14,294.32            | 14,294.32           | 0.00                | 0.00                | 0.00                | 100.00                      |
| 507-1100-500-9021 | ELEMENTARY AND SECONDARY SCHOOL EMERGENCY RELIEF FUND REGULAR INSTRUCTION SUPPLIES AND MATERIALS         | 10,952.89            | 0.00                   | 10,952.89            | 10,952.89           | 0.00                | 0.00                | 0.00                | 100.00                      |
| 507-1100-600-9021 | ELEMENTARY AND SECONDARY SCHOOL EMERGENCY RELIEF FUND REGULAR INSTRUCTION CAPITAL OUTLAY                 | 15,075.00            | 0.00                   | 15,075.00            | 15,075.00           | 0.00                | 0.00                | 0.00                | 100.00                      |
| 507-2100-100-9021 | ELEMENTARY AND SECONDARY SCHOOL EMERGENCY RELIEF                                                         | 962.20               | 0.00                   | 962.20               | 962.20              | 0.00                | 0.00                | 0.00                | 100.00                      |

BRADFORD BOARD OF EDUCATION

Appropriation Summary Report

| Full Account Code | Description                                                                                                       | FYTD Appropriated | Prior Year Encumbrance | FYTD Expendable | FYTD Expended | MTD Expended | Encumbrance | FYTD Unencumbered | Percent Expended/Encumbered |
|-------------------|-------------------------------------------------------------------------------------------------------------------|-------------------|------------------------|-----------------|---------------|--------------|-------------|-------------------|-----------------------------|
| 507-2100-200-9021 | FUND SUPPORT SERVICES - PUPILS PERSONAL SERVICES - SALARIES<br>ELEMENTARY AND SECONDARY SCHOOL EMERGENCY RELIEF   | \$ 152.35         | \$ 0.00                | \$ 152.35       | \$ 152.35     | \$ 0.00      | \$ 0.00     | \$ 0.00           | 100.00 %                    |
| 507-2100-400-9021 | FUND SUPPORT SERVICES - PUPILS EMPLOYEES RETIRE. & INSUR. BEN<br>ELEMENTARY AND SECONDARY SCHOOL EMERGENCY RELIEF | 6,788.00          | 0.00                   | 6,788.00        | 6,788.00      | 0.00         | 0.00        | 0.00              | 100.00                      |
| 507-2100-500-9021 | FUND SUPPORT SERVICES - PUPILS PURCHASED SERVICES<br>ELEMENTARY AND SECONDARY SCHOOL EMERGENCY RELIEF             | 2,577.16          | 0.00                   | 2,577.16        | 2,577.16      | 0.00         | 0.00        | 0.00              | 100.00                      |
| 507-2100-600-9021 | FUND SUPPORT SERVICES - PUPILS SUPPLIES AND MATERIALS<br>ELEMENTARY AND SECONDARY SCHOOL EMERGENCY RELIEF         | 8,882.04          | 0.00                   | 8,882.04        | 8,882.04      | 0.00         | 0.00        | 0.00              | 100.00                      |
| 507-2200-500-9021 | FUND SUPPORT SERVICES - PUPILS CAPITAL OUTLAY<br>ELEMENTARY AND SECONDARY SCHOOL EMERGENCY RELIEF                 | 812.31            | 0.00                   | 812.31          | 812.31        | 0.00         | 0.00        | 0.00              | 100.00                      |
| 507-2200-600-9021 | FUND SUPP SERV- INSTRUCTIONAL STAFF SUPPLIES AND MATERIALS<br>ELEMENTARY AND SECONDARY SCHOOL EMERGENCY RELIEF    | 1,075.00          | 0.00                   | 1,075.00        | 1,075.00      | 0.00         | 0.00        | 0.00              | 100.00                      |
| 507-2700-500-9021 | FUND SUPP SERV- INSTRUCTIONAL STAFF CAPITAL OUTLAY<br>ELEMENTARY AND SECONDARY SCHOOL EMERGENCY RELIEF            | 11,942.95         | 0.00                   | 11,942.95       | 11,942.95     | 0.00         | 0.00        | 0.00              | 100.00                      |
| 507-2700-         | FUND OPERATION & MAINT OF PLANT SER SUPPLIES AND MATERIALS<br>ELEMENTARY AND                                      | 18,703.00         | 0.00                   | 18,703.00       | 18,703.00     | 0.00         | 0.00        | 0.00              | 100.00                      |

BRADFORD BOARD OF EDUCATION

Appropriation Summary Report

| Full Account Code | Description                                                                          | FYTD Appropriated    | Prior Year Encumbrance | FYTD Expendable      | FYTD Expended       | MTD Expended        | Encumbrance         | FYTD Unencumbered   | Percent Expended/Encumbered |
|-------------------|--------------------------------------------------------------------------------------|----------------------|------------------------|----------------------|---------------------|---------------------|---------------------|---------------------|-----------------------------|
| 600-9021          | SECONDARY SCHOOL EMERGENCY RELIEF FUND OPERATION & MAINT OF PLANT SER CAPITAL OUTLAY |                      |                        |                      |                     |                     |                     |                     |                             |
|                   |                                                                                      | <b>\$ 97,994.64</b>  | <b>\$ 0.00</b>         | <b>\$ 97,994.64</b>  | <b>\$ 97,994.64</b> | <b>\$ 0.00</b>      | <b>\$ 0.00</b>      | <b>\$ 0.00</b>      |                             |
| <b>Fund:</b>      | <b>510</b>                                                                           |                      |                        |                      |                     |                     |                     |                     |                             |
| 510-2200-400-9223 | CORONA VIRUS RELIEF FUND SUPP SERV- INSTRUCTIONAL STAFF PURCHASED SERVICES           | \$ 926.50            | \$ 0.00                | \$ 926.50            | \$ 926.50           | \$ 0.00             | \$ 0.00             | \$ 0.00             | 100.00 %                    |
| 510-2200-600-9223 | CORONA VIRUS RELIEF FUND SUPP SERV- INSTRUCTIONAL STAFF CAPITAL OUTLAY               | 5,743.96             | 0.00                   | 5,743.96             | 5,743.96            | 381.54              | 0.00                | 0.00                | 100.00                      |
| 510-2700-600-9021 | CORONA VIRUS RELIEF FUND OPERATION & MAINT OF PLANT SER CAPITAL OUTLAY               | 21,893.17            | 0.00                   | 21,893.17            | 21,893.17           | 0.17                | 0.00                | 0.00                | 100.00                      |
|                   |                                                                                      | <b>\$ 28,563.63</b>  | <b>\$ 0.00</b>         | <b>\$ 28,563.63</b>  | <b>\$ 28,563.63</b> | <b>\$ 381.71</b>    | <b>\$ 0.00</b>      | <b>\$ 0.00</b>      |                             |
| <b>Fund:</b>      | <b>516</b>                                                                           |                      |                        |                      |                     |                     |                     |                     |                             |
| 516-2100-400-9021 | IDEA PART B GRANTS SUPPORT SERVICES - PUPILS PURCHASED SERVICES                      | 28,000.00            | 0.00                   | 28,000.00            | 10,000.00           | 0.00                | 10,000.00           | 8,000.00            | 71.43                       |
| 516-2400-400-9021 | IDEA PART B GRANTS SUPPORT SERV- ADMINISTRATIVE PURCHASED SERVICES                   | 80,886.62            | 0.00                   | 80,886.62            | 48,531.94           | 8,088.66            | 32,354.68           | 0.00                | 100.00                      |
|                   |                                                                                      | <b>\$ 108,886.62</b> | <b>\$ 0.00</b>         | <b>\$ 108,886.62</b> | <b>\$ 58,531.94</b> | <b>\$ 8,088.66</b>  | <b>\$ 42,354.68</b> | <b>\$ 8,000.00</b>  |                             |
| <b>Fund:</b>      | <b>572</b>                                                                           |                      |                        |                      |                     |                     |                     |                     |                             |
| 572-1200-100-9021 | TITLE I DISADVANTAGED CHILDREN SPECIAL INSTRUCTION PERSONAL SERVICES - SALARIES      | 96,423.23            | 0.00                   | 96,423.23            | 81,474.47           | 12,398.38           | 0.00                | 14,948.76           | 84.50                       |
| 572-1200-200-9021 | TITLE I DISADVANTAGED CHILDREN SPECIAL INSTRUCTION EMPLOYEES RETIRE. & INSUR. BEN    | 18,190.28            | 0.00                   | 18,190.28            | 18,038.89           | 2,893.31            | 108.05              | 43.34               | 99.76                       |
| 572-2800-400-9021 | TITLE I DISADVANTAGED CHILDREN SUPPORT SERV - PUPIL TRANSPOR. PURCHASED SERVICES     | 1,000.00             | 0.00                   | 1,000.00             | 0.00                | 0.00                | 0.00                | 1,000.00            | 0.00                        |
|                   |                                                                                      | <b>\$ 115,613.51</b> | <b>\$ 0.00</b>         | <b>\$ 115,613.51</b> | <b>\$ 99,513.36</b> | <b>\$ 15,291.69</b> | <b>\$ 108.05</b>    | <b>\$ 15,992.10</b> |                             |
| <b>Fund:</b>      | <b>587</b>                                                                           |                      |                        |                      |                     |                     |                     |                     |                             |
| 587-2200-         | IDEA PRESCHOOL-                                                                      | 875.56               | 0.00                   | 875.56               | 0.00                | 0.00                | 0.00                | 875.56              | 0.00                        |

## BRADFORD BOARD OF EDUCATION Appropriation Summary Report

| Full Account Code     | Description                                                                                             | FYTD Appropriated | Prior Year Encumbrance | FYTD Expendable  | FYTD Expended  | MTD Expended   | Encumbrance    | FYTD Unencumbered | Percent Expended/Encumbered |
|-----------------------|---------------------------------------------------------------------------------------------------------|-------------------|------------------------|------------------|----------------|----------------|----------------|-------------------|-----------------------------|
| 400-9021              | HANDICAPPED SUPP<br>SERV- INSTRUCTIONAL<br>STAFF PURCHASED<br>SERVICES                                  |                   |                        |                  |                |                |                |                   |                             |
|                       |                                                                                                         | <b>\$ 875.56</b>  | <b>\$ 0.00</b>         | <b>\$ 875.56</b> | <b>\$ 0.00</b> | <b>\$ 0.00</b> | <b>\$ 0.00</b> | <b>\$ 875.56</b>  |                             |
| <b>Fund:</b>          | <b>599</b>                                                                                              |                   |                        |                  |                |                |                |                   |                             |
| 599-1100-<br>200-9120 | STRIVING READERS<br>GRANT MEDICARE                                                                      | \$ 0.00           | \$ 0.01                | \$ 0.01          | \$ 0.00        | \$ 0.00        | \$ 0.01        | \$ 0.00           | 100.00 %                    |
| 599-1100-<br>400-9021 | MISCELLANEOUS FED.<br>GRANT FUND REGULAR<br>INSTRUCTION<br>PURCHASED SERVICES                           | 10,000.00         | 0.00                   | 10,000.00        | 8,609.94       | 0.00           | 0.00           | 1,390.06          | 86.10                       |
| 599-1100-<br>600-9921 | MISCELLANEOUS FED.<br>GRANT FUND REGULAR<br>INSTRUCTION CAPITAL<br>OUTLAY                               | 17,265.00         | 0.00                   | 17,265.00        | 0.00           | 0.00           | 0.00           | 17,265.00         | 0.00                        |
| 599-1900-<br>200-9120 | MISC. FED. GRANT<br>OTHER INSTRUCTION<br>EMPLOYEES                                                      | 10.00             | 0.00                   | 10.00            | 0.38           | 0.00           | 0.00           | 9.62              | 3.80                        |
| 599-2200-<br>100-9120 | MISC. FED. GRANT SUPP<br>SERV-INSTRUCT STAFF<br>PER                                                     | 10,500.00         | 0.00                   | 10,500.00        | 10,492.70      | 0.00           | 0.00           | 7.30              | 99.93                       |
| 599-2200-<br>100-9121 | MISCELLANEOUS FED.<br>GRANT FUND SUPP<br>SERV- INSTRUCTIONAL<br>STAFF PERSONAL<br>SERVICES - SALARIES   | 18,475.00         | 0.00                   | 18,475.00        | 17,100.00      | 0.00           | 0.00           | 1,375.00          | 92.56                       |
| 599-2200-<br>100-9221 | MISCELLANEOUS FED.<br>GRANT FUND SUPP<br>SERV- INSTRUCTIONAL<br>STAFF PERSONAL<br>SERVICES - SALARIES   | 48,375.00         | 0.00                   | 48,375.00        | 18,024.05      | 5,403.70       | 0.00           | 30,350.95         | 37.26                       |
| 599-2200-<br>200-9120 | MISC. FED. GRANT SUPP<br>SERV-INSTRUCT STAFF<br>EMP                                                     | 4,464.60          | 0.00                   | 4,464.60         | 4,333.97       | 0.00           | 0.00           | 130.63            | 97.07                       |
| 599-2200-<br>200-9121 | MISCELLANEOUS FED.<br>GRANT FUND SUPP<br>SERV- INSTRUCTIONAL<br>STAFF EMPLOYEES<br>RETIRE. & INSUR. BEN | 6,163.63          | 0.00                   | 6,163.63         | 5,390.06       | 0.00           | 0.00           | 773.57            | 87.45                       |
| 599-2200-<br>200-9221 | MISCELLANEOUS FED.<br>GRANT FUND SUPP<br>SERV- INSTRUCTIONAL<br>STAFF EMPLOYEES<br>RETIRE. & INSUR. BEN | 17,738.13         | 0.00                   | 17,738.13        | 8,548.86       | 2,294.62       | 68.95          | 9,120.32          | 48.58                       |
| 599-2200-<br>400-9121 | MISCELLANEOUS FED.<br>GRANT FUND SUPP<br>SERV- INSTRUCTIONAL<br>STAFF PURCHASED<br>SERVICES             | 16,328.12         | 0.00                   | 16,328.12        | 0.00           | 0.00           | 0.00           | 16,328.12         | 0.00                        |

BRADFORD BOARD OF EDUCATION

Appropriation Summary Report

| Full Account Code  | Description                                                                         | FYTD Appropriated      | Prior Year Encumbrance | FYTD Expendable         | FYTD Expended          | MTD Expended         | Encumbrance          | FYTD Unencumbered      | Percent Expended/Encumbered |
|--------------------|-------------------------------------------------------------------------------------|------------------------|------------------------|-------------------------|------------------------|----------------------|----------------------|------------------------|-----------------------------|
| 599-2200-500-9120  | MISC. FED. GRANT SUPP SERV-INSTRUCT STAFF SUP                                       | \$ 0.00                | \$ 24.63               | \$ 24.63                | \$ 0.00                | \$ 0.00              | \$ 24.63             | \$ 0.00                | 100.00 %                    |
| 599-2200-500-9121  | MISCELLANEOUS FED. GRANT FUND SUPP SERV- INSTRUCTIONAL STAFF SUPPLIES AND MATERIALS | 2,025.00               | 0.00                   | 2,025.00                | 0.00                   | 0.00                 | 516.78               | 1,508.22               | 25.52                       |
| 599-3200-400-9121  | MISCELLANEOUS FED. GRANT FUND COMMUNITY RECREATION SERVICES PURCHASED SERVICES      | 2,000.00               | 0.00                   | 2,000.00                | 0.00                   | 0.00                 | 0.00                 | 2,000.00               | 0.00                        |
| 599-3200-500-9121  | MISCELLANEOUS FED. GRANT FUND COMMUNITY RECREATION SERVICES SUPPLIES AND MATERIALS  | 3,000.00               | 0.00                   | 3,000.00                | 0.00                   | 0.00                 | 0.00                 | 3,000.00               | 0.00                        |
| 599-3400-100-9121  | MISCELLANEOUS FED. GRANT FUND SHARED SERVICES PERSONAL SERVICES - SALARIES          | 46,950.00              | 0.00                   | 46,950.00               | 19,835.97              | 0.00                 | 0.00                 | 27,114.03              | 42.25                       |
| 599-3400-100-9221  | MISCELLANEOUS FED. GRANT FUND SHARED SERVICES PERSONAL SERVICES - SALARIES          | 61,750.00              | 0.00                   | 61,750.00               | 0.00                   | 0.00                 | 0.00                 | 61,750.00              | 0.00                        |
| 599-3400-200-9121  | MISCELLANEOUS FED. GRANT FUND SHARED SERVICES EMPLOYEES RETIRE. & INSUR. BEN        | 10,877.25              | 0.00                   | 10,877.25               | 6,060.66               | 0.00                 | 0.00                 | 4,816.59               | 55.72                       |
| 599-3400-200-9221  | MISCELLANEOUS FED. GRANT FUND SHARED SERVICES EMPLOYEES RETIRE. & INSUR. BEN        | 21,091.25              | 0.00                   | 21,091.25               | 4,372.35               | 0.00                 | 0.00                 | 16,718.90              | 20.73                       |
| 599-3400-400-9121  | MISCELLANEOUS FED. GRANT FUND SHARED SERVICES PURCHASED SERVICES                    | 78,251.00              | 0.00                   | 78,251.00               | 0.00                   | 0.00                 | 0.00                 | 78,251.00              | 0.00                        |
| 599-3400-400-9221  | MISCELLANEOUS FED. GRANT FUND SHARED SERVICES PURCHASED SERVICES                    | 61,478.12              | 0.00                   | 61,478.12               | 0.00                   | 0.00                 | 0.00                 | 61,478.12              | 0.00                        |
| 599-3400-500-9121  | MISCELLANEOUS FED. GRANT FUND SHARED SERVICES SUPPLIES AND MATERIALS                | 24,300.00              | 0.00                   | 24,300.00               | 1,468.80               | 0.00                 | 0.00                 | 22,831.20              | 6.04                        |
|                    |                                                                                     | <b>\$ 461,042.10</b>   | <b>\$ 24.64</b>        | <b>\$ 461,066.74</b>    | <b>\$ 104,237.74</b>   | <b>\$ 7,698.32</b>   | <b>\$ 610.37</b>     | <b>\$ 356,218.63</b>   |                             |
| <b>Grand Total</b> |                                                                                     | <b>\$ 9,865,612.06</b> | <b>\$ 589,160.91</b>   | <b>\$ 10,454,772.97</b> | <b>\$ 5,453,679.61</b> | <b>\$ 578,257.58</b> | <b>\$ 980,772.41</b> | <b>\$ 4,020,320.95</b> |                             |

BRADFORD BOARD OF EDUCATION
Appropriations and Receivables by Cash Account

Table with columns: Fund, SCC, Description, Initial Cash, FYTD Received, FYTD Expended, Fund Balance, Prior Year Encumbrance, Encumbrance, Unencumbered Balance, FYTD Receivable, FYTD Appropriated. Rows include various account codes and descriptions such as GENERAL FUND, SED BUS PURCHASE SET-ASIDES, and MIAMI COUNTY SERVICES.



## BRADFORD BOARD OF EDUCATION

### Appropriations and Receivables by Cash Account

| Fund                               | SCC  | Description                                 | Initial Cash         | FYTD Received      | FYTD Expended       | Fund Balance          | Prior Year Encumbrance | Encumbrance      | Unencumbered Balance  | FYTD Receivable    | FYTD Appropriated  |
|------------------------------------|------|---------------------------------------------|----------------------|--------------------|---------------------|-----------------------|------------------------|------------------|-----------------------|--------------------|--------------------|
| <b>Full Account Code: 001-9154</b> |      |                                             | \$ (3,750.00)        | \$ 0.00            | \$ 0.00             | \$ (3,750.00)         | \$ 0.00                | \$ 0.00          | \$ (3,750.00)         | \$ 0.00            | \$ 11,200.00       |
| 001                                | 9154 | MEDICAID REIMBURSEMENT                      | \$ 21,799.90         | \$ 2,068.03        | \$ 0.00             | \$ 23,867.93          | \$ 0.00                | \$ 0.00          | \$ 23,867.93          | \$ 2,650.00        | \$ 0.00            |
|                                    |      |                                             | <b>\$ 21,799.90</b>  | <b>\$ 2,068.03</b> | <b>\$ 0.00</b>      | <b>\$ 23,867.93</b>   | <b>\$ 0.00</b>         | <b>\$ 0.00</b>   | <b>\$ 23,867.93</b>   | <b>\$ 2,650.00</b> | <b>\$ 0.00</b>     |
| <b>Full Account Code: 001-9158</b> |      |                                             | 404.65               | 0.00               | 0.00                | 404.65                | 0.00                   | 0.00             | 404.65                | 0.00               | 0.00               |
| 001                                | 9158 | OHIO HIGH SCHOOL ATHLETIC ASSN              |                      |                    |                     |                       |                        |                  |                       |                    |                    |
|                                    |      |                                             | <b>\$ 404.65</b>     | <b>\$ 0.00</b>     | <b>\$ 0.00</b>      | <b>\$ 404.65</b>      | <b>\$ 0.00</b>         | <b>\$ 0.00</b>   | <b>\$ 404.65</b>      | <b>\$ 0.00</b>     | <b>\$ 0.00</b>     |
| <b>Full Account Code: 001-9194</b> |      |                                             | 425.00               | 0.00               | 0.00                | 425.00                | 0.00                   | 0.00             | 425.00                | 0.00               | 4,000.00           |
| 001                                | 9194 | GENERAL FUND - STATE BUS PURCHASE ALLOWANCE |                      |                    |                     |                       |                        |                  |                       |                    |                    |
|                                    |      |                                             | <b>\$ 425.00</b>     | <b>\$ 0.00</b>     | <b>\$ 0.00</b>      | <b>\$ 425.00</b>      | <b>\$ 0.00</b>         | <b>\$ 0.00</b>   | <b>\$ 425.00</b>      | <b>\$ 0.00</b>     | <b>\$ 4,000.00</b> |
| <b>Full Account Code: 001-9195</b> |      |                                             | 116,690.81           | 0.00               | 0.00                | 116,690.81            | 0.00                   | 0.00             | 116,690.81            | 0.00               | 0.00               |
| 001                                | 9195 | GENERAL FUND - PARITY                       |                      |                    |                     |                       |                        |                  |                       |                    |                    |
|                                    |      |                                             | <b>\$ 116,690.81</b> | <b>\$ 0.00</b>     | <b>\$ 0.00</b>      | <b>\$ 116,690.81</b>  | <b>\$ 0.00</b>         | <b>\$ 0.00</b>   | <b>\$ 116,690.81</b>  | <b>\$ 0.00</b>     | <b>\$ 0.00</b>     |
| <b>Full Account Code: 001-9201</b> |      |                                             | 750.00               | 0.00               | 0.00                | 750.00                | 0.00                   | 0.00             | 750.00                | 750.00             | 0.00               |
| 001                                | 9201 | TUITION REIMBURSEMENT REPAYMENT             |                      |                    |                     |                       |                        |                  |                       |                    |                    |
|                                    |      |                                             | <b>\$ 750.00</b>     | <b>\$ 0.00</b>     | <b>\$ 0.00</b>      | <b>\$ 750.00</b>      | <b>\$ 0.00</b>         | <b>\$ 0.00</b>   | <b>\$ 750.00</b>      | <b>\$ 750.00</b>   | <b>\$ 0.00</b>     |
| <b>Full Account Code: 001-9215</b> |      |                                             | 10.76                | 236.38             | 88.97               | 158.17                | 0.00                   | 911.03           | (752.86)              | 1,500.00           | 2,100.00           |
| 001                                | 9215 | BOOSTER CLUB MONEY FOR FOOD ACTIVITIES      |                      |                    |                     |                       |                        |                  |                       |                    |                    |
|                                    |      |                                             | <b>\$ 10.76</b>      | <b>\$ 236.38</b>   | <b>\$ 88.97</b>     | <b>\$ 158.17</b>      | <b>\$ 0.00</b>         | <b>\$ 911.03</b> | <b>\$ (752.86)</b>    | <b>\$ 1,500.00</b> | <b>\$ 2,100.00</b> |
| <b>Full Account Code: 001-9221</b> |      |                                             | (379.47)             | 0.00               | 0.00                | (379.47)              | 0.00                   | 0.00             | (379.47)              | 0.00               | 0.00               |
| 001                                | 9221 | TRANSPORATION USING VAN                     |                      |                    |                     |                       |                        |                  |                       |                    |                    |
|                                    |      |                                             | <b>\$ (379.47)</b>   | <b>\$ 0.00</b>     | <b>\$ 0.00</b>      | <b>\$ (379.47)</b>    | <b>\$ 0.00</b>         | <b>\$ 0.00</b>   | <b>\$ (379.47)</b>    | <b>\$ 0.00</b>     | <b>\$ 0.00</b>     |
| <b>Full Account Code: 001-9222</b> |      |                                             | 643.45               | 113.44             | 0.00                | 756.89                | 0.00                   | 0.00             | 756.89                | 150.00             | 0.00               |
| 001                                | 9222 | GENERAL                                     |                      |                    |                     |                       |                        |                  |                       |                    |                    |
|                                    |      |                                             | <b>\$ 643.45</b>     | <b>\$ 113.44</b>   | <b>\$ 0.00</b>      | <b>\$ 756.89</b>      | <b>\$ 0.00</b>         | <b>\$ 0.00</b>   | <b>\$ 756.89</b>      | <b>\$ 150.00</b>   | <b>\$ 0.00</b>     |
| <b>Full Account Code: 001-9318</b> |      |                                             | 0.00                 | 0.00               | 100.00              | (100.00)              | 0.00                   | 0.00             | (100.00)              | 0.00               | 100.00             |
| 001                                | 9318 | PETTY CASH ACCOUNTS                         |                      |                    |                     |                       |                        |                  |                       |                    |                    |
|                                    |      |                                             | <b>\$ 0.00</b>       | <b>\$ 0.00</b>     | <b>\$ 100.00</b>    | <b>\$ (100.00)</b>    | <b>\$ 0.00</b>         | <b>\$ 0.00</b>   | <b>\$ (100.00)</b>    | <b>\$ 0.00</b>     | <b>\$ 100.00</b>   |
| <b>Full Account Code: 001-9320</b> |      |                                             | 30.00                | 0.00               | 0.00                | 30.00                 | 0.00                   | 0.00             | 30.00                 | 0.00               | 0.00               |
| 001                                | 9320 | GENERAL                                     |                      |                    |                     |                       |                        |                  |                       |                    |                    |
|                                    |      |                                             | <b>\$ 30.00</b>      | <b>\$ 0.00</b>     | <b>\$ 0.00</b>      | <b>\$ 30.00</b>       | <b>\$ 0.00</b>         | <b>\$ 0.00</b>   | <b>\$ 30.00</b>       | <b>\$ 0.00</b>     | <b>\$ 0.00</b>     |
| <b>Full Account Code: 001-9412</b> |      |                                             | 113,345.65           | 0.00               | 0.00                | 113,345.65            | 0.00                   | 0.00             | 113,345.65            | 0.00               | 0.00               |
| 001                                | 9412 | GENERAL STATE SETASIDE                      |                      |                    |                     |                       |                        |                  |                       |                    |                    |
|                                    |      |                                             | <b>\$ 113,345.65</b> | <b>\$ 0.00</b>     | <b>\$ 0.00</b>      | <b>\$ 113,345.65</b>  | <b>\$ 0.00</b>         | <b>\$ 0.00</b>   | <b>\$ 113,345.65</b>  | <b>\$ 0.00</b>     | <b>\$ 0.00</b>     |
| <b>Full Account Code: 001-9500</b> |      |                                             | 13,400.00            | 0.00               | 27,248.00           | (13,848.00)           | 28,000.00              | 0.00             | (13,848.00)           | 5,000.00           | 0.00               |
| 001                                | 9500 | GENERAL                                     |                      |                    |                     |                       |                        |                  |                       |                    |                    |
|                                    |      |                                             | <b>\$ 13,400.00</b>  | <b>\$ 0.00</b>     | <b>\$ 27,248.00</b> | <b>\$ (13,848.00)</b> | <b>\$ 28,000.00</b>    | <b>\$ 0.00</b>   | <b>\$ (13,848.00)</b> | <b>\$ 5,000.00</b> | <b>\$ 0.00</b>     |

BRADFORD BOARD OF EDUCATION
Appropriations and Receivables by Cash Account

Table with columns: Fund, SCC, Description, Initial Cash, FYTD Received, FYTD Expended, Fund Balance, Prior Year Encumbrance, Encumbrance, Unencumbered Balance, FYTD Receivable, FYTD Appropriated. Rows include various account codes and descriptions such as GENERAL, FEDERAL GRANT EXPENDITURES, BOND RETIREMENT, and LUNCHROOM/FOOD SERVICE.

## BRADFORD BOARD OF EDUCATION

### Appropriations and Receivables by Cash Account

| Fund                               | SCC  | Description                                | Initial Cash        | FYTD Received      | FYTD Expended      | Fund Balance        | Prior Year Encumbrance | Encumbrance        | Unencumbered Balance | FYTDReceivable     | FYTDAppropriated   |
|------------------------------------|------|--------------------------------------------|---------------------|--------------------|--------------------|---------------------|------------------------|--------------------|----------------------|--------------------|--------------------|
|                                    |      |                                            | \$ 500.00           | \$ 0.00            | \$ 500.00          | \$ 0.00             | \$ 500.00              | \$ 0.00            | \$ 0.00              | \$ 500.00          | \$ 500.00          |
| <b>Full Account Code: 007-9902</b> |      |                                            |                     |                    |                    |                     |                        |                    |                      |                    |                    |
| 007                                | 9902 | BLESSED DIRECTION INC. SCHOLARSHIP         | \$ 6,176.78         | \$ 0.00            | \$ 0.00            | \$ 6,176.78         | \$ 1,500.00            | \$ 1,500.00        | \$ 4,676.78          | \$ 4,000.00        | \$ 2,000.00        |
|                                    |      |                                            | <b>\$ 6,176.78</b>  | <b>\$ 0.00</b>     | <b>\$ 0.00</b>     | <b>\$ 6,176.78</b>  | <b>\$ 1,500.00</b>     | <b>\$ 1,500.00</b> | <b>\$ 4,676.78</b>   | <b>\$ 4,000.00</b> | <b>\$ 2,000.00</b> |
| <b>Full Account Code: 007-9903</b> |      |                                            |                     |                    |                    |                     |                        |                    |                      |                    |                    |
| 007                                | 9903 | MAX WEAVER SCHOLARSHIP FUND                | 500.00              | 0.00               | 0.00               | 500.00              | 0.00                   | 0.00               | 500.00               | 0.00               | 0.00               |
|                                    |      |                                            | <b>\$ 500.00</b>    | <b>\$ 0.00</b>     | <b>\$ 0.00</b>     | <b>\$ 500.00</b>    | <b>\$ 0.00</b>         | <b>\$ 0.00</b>     | <b>\$ 500.00</b>     | <b>\$ 0.00</b>     | <b>\$ 0.00</b>     |
| <b>Full Account Code: 007-9905</b> |      |                                            |                     |                    |                    |                     |                        |                    |                      |                    |                    |
| 007                                | 9905 | CHAD NOLAN SCHOLARSHIP/MISC                | 1,000.00            | 0.00               | 500.00             | 500.00              | 1,000.00               | 500.00             | 0.00                 | 0.00               | 0.00               |
|                                    |      |                                            | <b>\$ 1,000.00</b>  | <b>\$ 0.00</b>     | <b>\$ 500.00</b>   | <b>\$ 500.00</b>    | <b>\$ 1,000.00</b>     | <b>\$ 500.00</b>   | <b>\$ 0.00</b>       | <b>\$ 0.00</b>     | <b>\$ 0.00</b>     |
| <b>Full Account Code: 007-9906</b> |      |                                            |                     |                    |                    |                     |                        |                    |                      |                    |                    |
| 007                                | 9906 | COVINGTON EAGLES SCHOLARSHIP FUND          | 3,774.62            | 0.00               | 1,000.00           | 2,774.62            | 1,000.00               | 0.00               | 2,774.62             | 0.00               | 500.00             |
|                                    |      |                                            | <b>\$ 3,774.62</b>  | <b>\$ 0.00</b>     | <b>\$ 1,000.00</b> | <b>\$ 2,774.62</b>  | <b>\$ 1,000.00</b>     | <b>\$ 0.00</b>     | <b>\$ 2,774.62</b>   | <b>\$ 0.00</b>     | <b>\$ 500.00</b>   |
| <b>Full Account Code: 007-9907</b> |      |                                            |                     |                    |                    |                     |                        |                    |                      |                    |                    |
| 007                                | 9907 | PEPSI AND COCA-COLA SCHOLARSHIP FUNDS      | 1,500.00            | 0.00               | 500.00             | 1,000.00            | 500.00                 | 0.00               | 1,000.00             | 0.00               | 500.00             |
|                                    |      |                                            | <b>\$ 1,500.00</b>  | <b>\$ 0.00</b>     | <b>\$ 500.00</b>   | <b>\$ 1,000.00</b>  | <b>\$ 500.00</b>       | <b>\$ 0.00</b>     | <b>\$ 1,000.00</b>   | <b>\$ 0.00</b>     | <b>\$ 500.00</b>   |
| <b>Full Account Code: 007-9908</b> |      |                                            |                     |                    |                    |                     |                        |                    |                      |                    |                    |
| 007                                | 9908 | RICHARD "DICK" HARMON SCHOLARSHIP FUND     | 22,633.92           | 0.00               | 0.00               | 22,633.92           | 3,750.00               | 3,750.00           | 18,883.92            | 0.00               | 500.00             |
|                                    |      |                                            | <b>\$ 22,633.92</b> | <b>\$ 0.00</b>     | <b>\$ 0.00</b>     | <b>\$ 22,633.92</b> | <b>\$ 3,750.00</b>     | <b>\$ 3,750.00</b> | <b>\$ 18,883.92</b>  | <b>\$ 0.00</b>     | <b>\$ 500.00</b>   |
| <b>Full Account Code: 007-9909</b> |      |                                            |                     |                    |                    |                     |                        |                    |                      |                    |                    |
| 007                                | 9909 | VERNON LINDEMAN LINEMAN SCHOLARSHIP        | 1,000.00            | 0.00               | 1,000.00           | 0.00                | 1,000.00               | 0.00               | 0.00                 | 0.00               | 0.00               |
|                                    |      |                                            | <b>\$ 1,000.00</b>  | <b>\$ 0.00</b>     | <b>\$ 1,000.00</b> | <b>\$ 0.00</b>      | <b>\$ 1,000.00</b>     | <b>\$ 0.00</b>     | <b>\$ 0.00</b>       | <b>\$ 0.00</b>     | <b>\$ 0.00</b>     |
| <b>Full Account Code: 007-9912</b> |      |                                            |                     |                    |                    |                     |                        |                    |                      |                    |                    |
| 007                                | 9912 | HAROLD MARKER SCHOLARSHIP FUND             | 4,000.00            | 4,000.00           | 3,000.00           | 5,000.00            | 3,000.00               | 0.00               | 5,000.00             | 0.00               | 1,000.00           |
|                                    |      |                                            | <b>\$ 4,000.00</b>  | <b>\$ 4,000.00</b> | <b>\$ 3,000.00</b> | <b>\$ 5,000.00</b>  | <b>\$ 3,000.00</b>     | <b>\$ 0.00</b>     | <b>\$ 5,000.00</b>   | <b>\$ 0.00</b>     | <b>\$ 1,000.00</b> |
| <b>Full Account Code: 007-9913</b> |      |                                            |                     |                    |                    |                     |                        |                    |                      |                    |                    |
| 007                                | 9913 | COVINGTON SAVINGS & LOAN SCHOLARSHIP       | 500.00              | 0.00               | 500.00             | 0.00                | 500.00                 | 0.00               | 0.00                 | 500.00             | 500.00             |
|                                    |      |                                            | <b>\$ 500.00</b>    | <b>\$ 0.00</b>     | <b>\$ 500.00</b>   | <b>\$ 0.00</b>      | <b>\$ 500.00</b>       | <b>\$ 0.00</b>     | <b>\$ 0.00</b>       | <b>\$ 500.00</b>   | <b>\$ 500.00</b>   |
| <b>Full Account Code: 007-9915</b> |      |                                            |                     |                    |                    |                     |                        |                    |                      |                    |                    |
| 007                                | 9915 | IVA ROOT SCHOLARSHIP                       | 0.00                | 500.00             | 0.00               | 500.00              | 500.00                 | 500.00             | 0.00                 | 500.00             | 0.00               |
|                                    |      |                                            | <b>\$ 0.00</b>      | <b>\$ 500.00</b>   | <b>\$ 0.00</b>     | <b>\$ 500.00</b>    | <b>\$ 500.00</b>       | <b>\$ 500.00</b>   | <b>\$ 0.00</b>       | <b>\$ 500.00</b>   | <b>\$ 0.00</b>     |
| <b>Full Account Code: 007-9977</b> |      |                                            |                     |                    |                    |                     |                        |                    |                      |                    |                    |
| 007                                | 9977 | HERSHEY SCHOLARSHIP DONATION-CLASS OF 1977 | 125.00              | 0.00               | 0.00               | 125.00              | 125.00                 | 125.00             | 0.00                 | 0.00               | 0.00               |
|                                    |      |                                            | <b>\$ 125.00</b>    | <b>\$ 0.00</b>     | <b>\$ 0.00</b>     | <b>\$ 125.00</b>    | <b>\$ 125.00</b>       | <b>\$ 125.00</b>   | <b>\$ 0.00</b>       | <b>\$ 0.00</b>     | <b>\$ 0.00</b>     |

## BRADFORD BOARD OF EDUCATION

### Appropriations and Receivables by Cash Account

| Fund                               | SCC  | Description                                   | Initial Cash        | FYTD Received      | FYTD Expended      | Fund Balance        | Prior Year Encumbrance | Encumbrance        | Unencumbered Balance | FYTD Receivable     | FYTD Appropriated   |
|------------------------------------|------|-----------------------------------------------|---------------------|--------------------|--------------------|---------------------|------------------------|--------------------|----------------------|---------------------|---------------------|
| <b>Full Account Code: 007-9996</b> |      |                                               |                     |                    |                    |                     |                        |                    |                      |                     |                     |
| 007                                | 9996 | PRODUCTION PAINT FINISHERS GRANT/SPECIAL TRUS | \$ 4,992.01         | \$ 0.00            | \$ 0.00            | \$ 4,992.01         | \$ 4,000.00            | \$ 4,000.00        | \$ 992.01            | \$ 0.00             | \$ 1,000.00         |
|                                    |      |                                               | <b>\$ 4,992.01</b>  | <b>\$ 0.00</b>     | <b>\$ 0.00</b>     | <b>\$ 4,992.01</b>  | <b>\$ 4,000.00</b>     | <b>\$ 4,000.00</b> | <b>\$ 992.01</b>     | <b>\$ 0.00</b>      | <b>\$ 1,000.00</b>  |
| <b>Full Account Code: 008-0000</b> |      |                                               |                     |                    |                    |                     |                        |                    |                      |                     |                     |
| 008                                | 0000 | WADE KINDERGARTEN                             | 10,516.40           | 13.21              | 0.00               | 10,529.61           | 0.00                   | 0.00               | 10,529.61            | 50.00               | 0.00                |
|                                    |      |                                               | <b>\$ 10,516.40</b> | <b>\$ 13.21</b>    | <b>\$ 0.00</b>     | <b>\$ 10,529.61</b> | <b>\$ 0.00</b>         | <b>\$ 0.00</b>     | <b>\$ 10,529.61</b>  | <b>\$ 50.00</b>     | <b>\$ 0.00</b>      |
| <b>Full Account Code: 008-9202</b> |      |                                               |                     |                    |                    |                     |                        |                    |                      |                     |                     |
| 008                                | 9202 | BEARD ENDOWMENT                               | 43,040.47           | 56.48              | 0.00               | 43,096.95           | 1,000.00               | 1,000.00           | 42,096.95            | 350.00              | 1,000.00            |
|                                    |      |                                               | <b>\$ 43,040.47</b> | <b>\$ 56.48</b>    | <b>\$ 0.00</b>     | <b>\$ 43,096.95</b> | <b>\$ 1,000.00</b>     | <b>\$ 1,000.00</b> | <b>\$ 42,096.95</b>  | <b>\$ 350.00</b>    | <b>\$ 1,000.00</b>  |
| <b>Full Account Code: 009-9118</b> |      |                                               |                     |                    |                    |                     |                        |                    |                      |                     |                     |
| 009                                | 9118 | ART ACCOUNTS ESTES                            | 2,446.42            | 1,067.50           | 1,517.96           | 1,995.96            | 1,541.42               | 23.46              | 1,972.50             | 2,650.00            | 2,000.00            |
|                                    |      |                                               | <b>\$ 2,446.42</b>  | <b>\$ 1,067.50</b> | <b>\$ 1,517.96</b> | <b>\$ 1,995.96</b>  | <b>\$ 1,541.42</b>     | <b>\$ 23.46</b>    | <b>\$ 1,972.50</b>   | <b>\$ 2,650.00</b>  | <b>\$ 2,000.00</b>  |
| <b>Full Account Code: 009-9130</b> |      |                                               |                     |                    |                    |                     |                        |                    |                      |                     |                     |
| 009                                | 9130 | BUSINESS ACCOUNTS MOORE                       | 921.00              | 375.00             | 0.00               | 1,296.00            | 0.00                   | 0.00               | 1,296.00             | 890.00              | 0.00                |
|                                    |      |                                               | <b>\$ 921.00</b>    | <b>\$ 375.00</b>   | <b>\$ 0.00</b>     | <b>\$ 1,296.00</b>  | <b>\$ 0.00</b>         | <b>\$ 0.00</b>     | <b>\$ 1,296.00</b>   | <b>\$ 890.00</b>    | <b>\$ 0.00</b>      |
| <b>Full Account Code: 009-9210</b> |      |                                               |                     |                    |                    |                     |                        |                    |                      |                     |                     |
| 009                                | 9210 | FFA ACCOUNTS BAUMER                           | 20.00               | 502.50             | 0.00               | 522.50              | 0.00                   | 0.00               | 522.50               | 20.00               | 0.00                |
|                                    |      |                                               | <b>\$ 20.00</b>     | <b>\$ 502.50</b>   | <b>\$ 0.00</b>     | <b>\$ 522.50</b>    | <b>\$ 0.00</b>         | <b>\$ 0.00</b>     | <b>\$ 522.50</b>     | <b>\$ 20.00</b>     | <b>\$ 0.00</b>      |
| <b>Full Account Code: 009-9238</b> |      |                                               |                     |                    |                    |                     |                        |                    |                      |                     |                     |
| 009                                | 9238 | SCIENCE ACCOUNTS WHITE                        | 968.05              | 574.50             | 892.38             | 650.17              | 99.68                  | 124.68             | 525.49               | 1,500.00            | 2,000.00            |
|                                    |      |                                               | <b>\$ 968.05</b>    | <b>\$ 574.50</b>   | <b>\$ 892.38</b>   | <b>\$ 650.17</b>    | <b>\$ 99.68</b>        | <b>\$ 124.68</b>   | <b>\$ 525.49</b>     | <b>\$ 1,500.00</b>  | <b>\$ 2,000.00</b>  |
| <b>Full Account Code: 018-9110</b> |      |                                               |                     |                    |                    |                     |                        |                    |                      |                     |                     |
| 018                                | 9110 | PRINCIPAL FUND - ELEMENTARY                   | 16,170.83           | 1,413.38           | 3,290.39           | 14,293.82           | 0.00                   | 3,556.12           | 10,737.70            | 12,960.00           | 16,370.00           |
|                                    |      |                                               | <b>\$ 16,170.83</b> | <b>\$ 1,413.38</b> | <b>\$ 3,290.39</b> | <b>\$ 14,293.82</b> | <b>\$ 0.00</b>         | <b>\$ 3,556.12</b> | <b>\$ 10,737.70</b>  | <b>\$ 12,960.00</b> | <b>\$ 16,370.00</b> |
| <b>Full Account Code: 018-9113</b> |      |                                               |                     |                    |                    |                     |                        |                    |                      |                     |                     |
| 018                                | 9113 | ELEMENTARY PRINCIPAL - BOX TOPS               | 12,917.65           | 173.00             | 5.35               | 13,085.30           | 0.00                   | 0.00               | 13,085.30            | 800.00              | 1,600.00            |
|                                    |      |                                               | <b>\$ 12,917.65</b> | <b>\$ 173.00</b>   | <b>\$ 5.35</b>     | <b>\$ 13,085.30</b> | <b>\$ 0.00</b>         | <b>\$ 0.00</b>     | <b>\$ 13,085.30</b>  | <b>\$ 800.00</b>    | <b>\$ 1,600.00</b>  |
| <b>Full Account Code: 018-9130</b> |      |                                               |                     |                    |                    |                     |                        |                    |                      |                     |                     |
| 018                                | 9130 | HIGH SCHOOL PRINCIPAL FUND                    | 3,828.67            | 1,732.92           | 775.06             | 4,786.53            | 0.00                   | 1,294.94           | 3,491.59             | 2,820.00            | 3,250.00            |
|                                    |      |                                               | <b>\$ 3,828.67</b>  | <b>\$ 1,732.92</b> | <b>\$ 775.06</b>   | <b>\$ 4,786.53</b>  | <b>\$ 0.00</b>         | <b>\$ 1,294.94</b> | <b>\$ 3,491.59</b>   | <b>\$ 2,820.00</b>  | <b>\$ 3,250.00</b>  |
| <b>Full Account Code: 018-9131</b> |      |                                               |                     |                    |                    |                     |                        |                    |                      |                     |                     |
| 018                                | 9131 | HIGH SCHOOL PRINCIPAL (AFTER PROM) FUND       | 450.00              | 0.00               | 0.00               | 450.00              | 0.00                   | 320.00             | 130.00               | 0.00                | 450.00              |
|                                    |      |                                               | <b>\$ 450.00</b>    | <b>\$ 0.00</b>     | <b>\$ 0.00</b>     | <b>\$ 450.00</b>    | <b>\$ 0.00</b>         | <b>\$ 320.00</b>   | <b>\$ 130.00</b>     | <b>\$ 0.00</b>      | <b>\$ 450.00</b>    |
| <b>Full Account Code: 018-9222</b> |      |                                               |                     |                    |                    |                     |                        |                    |                      |                     |                     |
| 018                                | 9222 | HIGH SCHOOL PRINCIPAL FUND LIBRARY            | 2,188.00            | 0.00               | 0.00               | 2,188.00            | 0.00                   | 0.00               | 2,188.00             | 0.00                | 0.00                |
|                                    |      |                                               | <b>\$ 2,188.00</b>  | <b>\$ 0.00</b>     | <b>\$ 0.00</b>     | <b>\$ 2,188.00</b>  | <b>\$ 0.00</b>         | <b>\$ 0.00</b>     | <b>\$ 2,188.00</b>   | <b>\$ 0.00</b>      | <b>\$ 0.00</b>      |

### BRADFORD BOARD OF EDUCATION Appropriations and Receivables by Cash Account

| Fund                               | SCC  | Description                                 | Initial Cash       | FYTD Received      | FYTD Expended  | Fund Balance        | Prior Year Encumbrance | Encumbrance    | Unencumbered Balance | FYTDReceivabl e | FYTDAppropriated   |
|------------------------------------|------|---------------------------------------------|--------------------|--------------------|----------------|---------------------|------------------------|----------------|----------------------|-----------------|--------------------|
| <b>Full Account Code: 019-0000</b> |      |                                             |                    |                    |                |                     |                        |                |                      |                 |                    |
| 019                                | 0000 | OTHER GRANT                                 | \$ 0.00            | \$ 0.97            | \$ 0.00        | \$ 0.97             | \$ 0.00                | \$ 0.00        | \$ 0.97              | \$ 0.00         | \$ 0.00            |
|                                    |      |                                             | <b>\$ 0.00</b>     | <b>\$ 0.97</b>     | <b>\$ 0.00</b> | <b>\$ 0.97</b>      | <b>\$ 0.00</b>         | <b>\$ 0.00</b> | <b>\$ 0.97</b>       | <b>\$ 0.00</b>  | <b>\$ 0.00</b>     |
| <b>Full Account Code: 019-9004</b> |      |                                             |                    |                    |                |                     |                        |                |                      |                 |                    |
| 019                                | 9004 | RADIO & TEL NEWS DIRECTORS FOUND MEDIA TECH | 12.41              | 0.00               | 0.00           | 12.41               | 0.00                   | 0.00           | 12.41                | 0.00            | 0.00               |
|                                    |      |                                             | <b>\$ 12.41</b>    | <b>\$ 0.00</b>     | <b>\$ 0.00</b> | <b>\$ 12.41</b>     | <b>\$ 0.00</b>         | <b>\$ 0.00</b> | <b>\$ 12.41</b>      | <b>\$ 0.00</b>  | <b>\$ 0.00</b>     |
| <b>Full Account Code: 019-9005</b> |      |                                             |                    |                    |                |                     |                        |                |                      |                 |                    |
| 019                                | 9005 | ECO GARDEN GRANT MIAMI COUNTY PARK DISTRICT | 500.00             | 0.00               | 0.00           | 500.00              | 0.00                   | 0.00           | 500.00               | 0.00            | 0.00               |
|                                    |      |                                             | <b>\$ 500.00</b>   | <b>\$ 0.00</b>     | <b>\$ 0.00</b> | <b>\$ 500.00</b>    | <b>\$ 0.00</b>         | <b>\$ 0.00</b> | <b>\$ 500.00</b>     | <b>\$ 0.00</b>  | <b>\$ 0.00</b>     |
| <b>Full Account Code: 019-9007</b> |      |                                             |                    |                    |                |                     |                        |                |                      |                 |                    |
| 019                                | 9007 | REED - VALEDICTORIAN/MEMORIAL               | 309.58             | 0.00               | 0.00           | 309.58              | 0.00                   | 0.00           | 309.58               | 0.00            | 0.00               |
|                                    |      |                                             | <b>\$ 309.58</b>   | <b>\$ 0.00</b>     | <b>\$ 0.00</b> | <b>\$ 309.58</b>    | <b>\$ 0.00</b>         | <b>\$ 0.00</b> | <b>\$ 309.58</b>     | <b>\$ 0.00</b>  | <b>\$ 0.00</b>     |
| <b>Full Account Code: 019-9009</b> |      |                                             |                    |                    |                |                     |                        |                |                      |                 |                    |
| 019                                | 9009 | ELEMENTARY ART - TROY FOUNDATION            | 12.91              | 0.00               | 0.00           | 12.91               | 0.00                   | 0.00           | 12.91                | 0.00            | 0.00               |
|                                    |      |                                             | <b>\$ 12.91</b>    | <b>\$ 0.00</b>     | <b>\$ 0.00</b> | <b>\$ 12.91</b>     | <b>\$ 0.00</b>         | <b>\$ 0.00</b> | <b>\$ 12.91</b>      | <b>\$ 0.00</b>  | <b>\$ 0.00</b>     |
| <b>Full Account Code: 019-9011</b> |      |                                             |                    |                    |                |                     |                        |                |                      |                 |                    |
| 019                                | 9011 | MIAMI COUNTY FOUNDATION ALL ABOARD PROGRAM  | 102.22             | 0.00               | 0.00           | 102.22              | 0.00                   | 0.00           | 102.22               | 0.00            | 0.00               |
|                                    |      |                                             | <b>\$ 102.22</b>   | <b>\$ 0.00</b>     | <b>\$ 0.00</b> | <b>\$ 102.22</b>    | <b>\$ 0.00</b>         | <b>\$ 0.00</b> | <b>\$ 102.22</b>     | <b>\$ 0.00</b>  | <b>\$ 0.00</b>     |
| <b>Full Account Code: 019-9017</b> |      |                                             |                    |                    |                |                     |                        |                |                      |                 |                    |
| 019                                | 9017 | EAGLES-COVINGTON DONATION                   | 5,927.64           | 0.00               | 0.00           | 5,927.64            | 0.00                   | 0.00           | 5,927.64             | 0.00            | 5,927.64           |
|                                    |      |                                             | <b>\$ 5,927.64</b> | <b>\$ 0.00</b>     | <b>\$ 0.00</b> | <b>\$ 5,927.64</b>  | <b>\$ 0.00</b>         | <b>\$ 0.00</b> | <b>\$ 5,927.64</b>   | <b>\$ 0.00</b>  | <b>\$ 5,927.64</b> |
| <b>Full Account Code: 019-9018</b> |      |                                             |                    |                    |                |                     |                        |                |                      |                 |                    |
| 019                                | 9018 | MIAMI COUNTY FOUNDATION-ART DISCOVERY CAMP  | 512.62             | 0.00               | 0.00           | 512.62              | 0.00                   | 0.00           | 512.62               | 0.00            | 0.00               |
|                                    |      |                                             | <b>\$ 512.62</b>   | <b>\$ 0.00</b>     | <b>\$ 0.00</b> | <b>\$ 512.62</b>    | <b>\$ 0.00</b>         | <b>\$ 0.00</b> | <b>\$ 512.62</b>     | <b>\$ 0.00</b>  | <b>\$ 0.00</b>     |
| <b>Full Account Code: 019-9019</b> |      |                                             |                    |                    |                |                     |                        |                |                      |                 |                    |
| 019                                | 9019 | COVINGTON EAGLES DONATION                   | 7,000.00           | 7,000.00           | 0.00           | 14,000.00           | 0.00                   | 0.00           | 14,000.00            | 0.00            | 7,000.00           |
|                                    |      |                                             | <b>\$ 7,000.00</b> | <b>\$ 7,000.00</b> | <b>\$ 0.00</b> | <b>\$ 14,000.00</b> | <b>\$ 0.00</b>         | <b>\$ 0.00</b> | <b>\$ 14,000.00</b>  | <b>\$ 0.00</b>  | <b>\$ 7,000.00</b> |
| <b>Full Account Code: 019-9022</b> |      |                                             |                    |                    |                |                     |                        |                |                      |                 |                    |
| 019                                | 9022 | MISCELLANEOUS FIELD TRIP GRANTS             | 758.76             | 0.00               | 0.00           | 758.76              | 0.00                   | 0.00           | 758.76               | 0.00            | 0.00               |
|                                    |      |                                             | <b>\$ 758.76</b>   | <b>\$ 0.00</b>     | <b>\$ 0.00</b> | <b>\$ 758.76</b>    | <b>\$ 0.00</b>         | <b>\$ 0.00</b> | <b>\$ 758.76</b>     | <b>\$ 0.00</b>  | <b>\$ 0.00</b>     |
| <b>Full Account Code: 019-9023</b> |      |                                             |                    |                    |                |                     |                        |                |                      |                 |                    |
| 019                                | 9023 | VIVIAN RUSSELL KINDERGARTEN FUND            | 57.87              | 0.00               | 0.00           | 57.87               | 0.00                   | 0.00           | 57.87                | 0.00            | 0.00               |

BRADFORD BOARD OF EDUCATION
Appropriations and Receivables by Cash Account

Table with 11 columns: Fund, SCC, Description, Initial Cash, FYTD Received, FYTD Expended, Fund Balance, Prior Year Encumbrance, Encumbrance, Unencumbered Balance, FYTD Receivable, FYTD Appropriated. Rows include various grant accounts such as ANNA BIER ART GRANT, MIAMI COUNTY FOUNDATION SEMI-ANNUAL GRANT, MIAMI COUNTY PARKS - GIZMOS GRANT, etc.

### BRADFORD BOARD OF EDUCATION Appropriations and Receivables by Cash Account

| Fund                               | SCC  | Description                    | Initial Cash         | FYTD Received      | FYTD Expended      | Fund Balance         | Prior Year Encumbrance | Encumbrance        | Unencumbered Balance | FYTDReceivable      | FYTDAppropriated    |
|------------------------------------|------|--------------------------------|----------------------|--------------------|--------------------|----------------------|------------------------|--------------------|----------------------|---------------------|---------------------|
| 019                                | 9517 | OTHER GRANT                    | \$ 6,400.00          | \$ 0.00            | \$ 0.00            | \$ 6,400.00          | \$ 0.00                | \$ 0.00            | \$ 6,400.00          | \$ 0.00             | \$ 200.00           |
| <b>Full Account Code: 019-9920</b> |      |                                | <b>\$ 6,400.00</b>   | <b>\$ 0.00</b>     | <b>\$ 0.00</b>     | <b>\$ 6,400.00</b>   | <b>\$ 0.00</b>         | <b>\$ 0.00</b>     | <b>\$ 6,400.00</b>   | <b>\$ 0.00</b>      | <b>\$ 200.00</b>    |
| 019                                | 9920 | COVINGTON EAGLES DONATION      | 7,000.00             | 0.00               | 0.00               | 7,000.00             | 0.00                   | 0.00               | 7,000.00             | 0.00                | 7,000.00            |
| <b>Full Account Code: 022-0000</b> |      |                                | <b>\$ 7,000.00</b>   | <b>\$ 0.00</b>     | <b>\$ 0.00</b>     | <b>\$ 7,000.00</b>   | <b>\$ 0.00</b>         | <b>\$ 0.00</b>     | <b>\$ 7,000.00</b>   | <b>\$ 0.00</b>      | <b>\$ 7,000.00</b>  |
| 022                                | 0000 | OHSAA TOURNAMENT ACCOUNTS      | 0.00                 | 1,500.00           | 0.00               | 1,500.00             | 0.00                   | 0.00               | 1,500.00             | 0.00                | 0.00                |
| <b>Full Account Code: 022-9718</b> |      |                                | <b>\$ 0.00</b>       | <b>\$ 1,500.00</b> | <b>\$ 0.00</b>     | <b>\$ 1,500.00</b>   | <b>\$ 0.00</b>         | <b>\$ 0.00</b>     | <b>\$ 1,500.00</b>   | <b>\$ 0.00</b>      | <b>\$ 0.00</b>      |
| 022                                | 9718 | DISTRICT AGENCY                | 777.85               | 0.00               | 0.00               | 777.85               | 0.00                   | 0.00               | 777.85               | 0.00                | 100.00              |
| <b>Full Account Code: 022-9819</b> |      |                                | <b>\$ 777.85</b>     | <b>\$ 0.00</b>     | <b>\$ 0.00</b>     | <b>\$ 777.85</b>     | <b>\$ 0.00</b>         | <b>\$ 0.00</b>     | <b>\$ 777.85</b>     | <b>\$ 0.00</b>      | <b>\$ 100.00</b>    |
| 022                                | 9819 | UNCASHED FUNDS FOR 2018-2019   | 127.99               | 0.00               | 0.00               | 127.99               | 0.00                   | 0.00               | 127.99               | 0.00                | 200.00              |
| <b>Full Account Code: 034-0000</b> |      |                                | <b>\$ 127.99</b>     | <b>\$ 0.00</b>     | <b>\$ 0.00</b>     | <b>\$ 127.99</b>     | <b>\$ 0.00</b>         | <b>\$ 0.00</b>     | <b>\$ 127.99</b>     | <b>\$ 0.00</b>      | <b>\$ 200.00</b>    |
| 034                                | 0000 | CLASSROOM FACILITY MAINTENANCE | 526,612.23           | 8,750.67           | 152.50             | 535,210.40           | 0.00                   | 0.00               | 535,210.40           | 43,392.20           | 10,350.00           |
| <b>Full Account Code: 034-9045</b> |      |                                | <b>\$ 526,612.23</b> | <b>\$ 8,750.67</b> | <b>\$ 152.50</b>   | <b>\$ 535,210.40</b> | <b>\$ 0.00</b>         | <b>\$ 0.00</b>     | <b>\$ 535,210.40</b> | <b>\$ 43,392.20</b> | <b>\$ 10,350.00</b> |
| 034                                | 9045 | MAINTENANCE FUND DELINQUENCIES | 1,528.22             | 62.46              | 0.00               | 1,590.68             | 0.00                   | 0.00               | 1,590.68             | 450.00              | 0.00                |
| <b>Full Account Code: 200-9000</b> |      |                                | <b>\$ 1,528.22</b>   | <b>\$ 62.46</b>    | <b>\$ 0.00</b>     | <b>\$ 1,590.68</b>   | <b>\$ 0.00</b>         | <b>\$ 0.00</b>     | <b>\$ 1,590.68</b>   | <b>\$ 450.00</b>    | <b>\$ 0.00</b>      |
| 200                                | 9000 | MULTIPLE DISABILITIES CLASS    | 2,664.58             | 0.00               | 0.00               | 2,664.58             | 0.00                   | 0.00               | 2,664.58             | 500.00              | 800.00              |
| <b>Full Account Code: 200-9021</b> |      |                                | <b>\$ 2,664.58</b>   | <b>\$ 0.00</b>     | <b>\$ 0.00</b>     | <b>\$ 2,664.58</b>   | <b>\$ 0.00</b>         | <b>\$ 0.00</b>     | <b>\$ 2,664.58</b>   | <b>\$ 500.00</b>    | <b>\$ 800.00</b>    |
| 200                                | 9021 | CLASS OF 2021                  | 3,333.26             | 260.00             | 966.96             | 2,626.30             | 40.00                  | 1,830.00           | 796.30               | 2,000.00            | 3,000.00            |
| <b>Full Account Code: 200-9022</b> |      |                                | <b>\$ 3,333.26</b>   | <b>\$ 260.00</b>   | <b>\$ 966.96</b>   | <b>\$ 2,626.30</b>   | <b>\$ 40.00</b>        | <b>\$ 1,830.00</b> | <b>\$ 796.30</b>     | <b>\$ 2,000.00</b>  | <b>\$ 3,000.00</b>  |
| 200                                | 9022 | CLASS OF 2022                  | 4,436.93             | 5,973.86           | 2,641.00           | 7,769.79             | 0.00                   | 779.50             | 6,990.29             | 4,000.00            | 3,700.00            |
| <b>Full Account Code: 200-9023</b> |      |                                | <b>\$ 4,436.93</b>   | <b>\$ 5,973.86</b> | <b>\$ 2,641.00</b> | <b>\$ 7,769.79</b>   | <b>\$ 0.00</b>         | <b>\$ 779.50</b>   | <b>\$ 6,990.29</b>   | <b>\$ 4,000.00</b>  | <b>\$ 3,700.00</b>  |
| 200                                | 9023 | CLASS OF 2023                  | 350.00               | 2,520.00           | 1,595.00           | 1,275.00             | 0.00                   | 0.00               | 1,275.00             | 3,000.00            | 3,000.00            |
| <b>Full Account Code: 200-9119</b> |      |                                | <b>\$ 350.00</b>     | <b>\$ 2,520.00</b> | <b>\$ 1,595.00</b> | <b>\$ 1,275.00</b>   | <b>\$ 0.00</b>         | <b>\$ 0.00</b>     | <b>\$ 1,275.00</b>   | <b>\$ 3,000.00</b>  | <b>\$ 3,000.00</b>  |
| 200                                | 9119 | POWER OF THE PEN               | 280.00               | 0.00               | 0.00               | 280.00               | 0.00                   | 0.00               | 280.00               | 0.00                | 0.00                |
| <b>Full Account Code: 200-9128</b> |      |                                | <b>\$ 280.00</b>     | <b>\$ 0.00</b>     | <b>\$ 0.00</b>     | <b>\$ 280.00</b>     | <b>\$ 0.00</b>         | <b>\$ 0.00</b>     | <b>\$ 280.00</b>     | <b>\$ 0.00</b>      | <b>\$ 0.00</b>      |
| 200                                | 9128 | SPANISH CLUB                   | 134.31               | 0.00               | 0.00               | 134.31               | 0.00                   | 0.00               | 134.31               | 0.00                | 100.00              |

## BRADFORD BOARD OF EDUCATION

### Appropriations and Receivables by Cash Account

| Fund                               | SCC  | Description                    | Initial Cash       | FYTD Received      | FYTD Expended      | Fund Balance       | Prior Year Encumbrance | Encumbrance        | Unencumbered Balance | FYTD Receivable     | FYTD Appropriated   |
|------------------------------------|------|--------------------------------|--------------------|--------------------|--------------------|--------------------|------------------------|--------------------|----------------------|---------------------|---------------------|
| <b>Full Account Code: 200-9130</b> |      |                                | \$ 134.31          | \$ 0.00            | \$ 0.00            | \$ 134.31          | \$ 0.00                | \$ 0.00            | \$ 134.31            | \$ 0.00             | \$ 100.00           |
| 200                                | 9130 | MUSE MACHINE                   | \$ 1,103.24        | \$ 0.00            | \$ 0.00            | \$ 1,103.24        | \$ 0.00                | \$ 0.00            | \$ 1,103.24          | \$ 0.00             | \$ 0.00             |
|                                    |      |                                | <b>\$ 1,103.24</b> | <b>\$ 0.00</b>     | <b>\$ 0.00</b>     | <b>\$ 1,103.24</b> | <b>\$ 0.00</b>         | <b>\$ 0.00</b>     | <b>\$ 1,103.24</b>   | <b>\$ 0.00</b>      | <b>\$ 0.00</b>      |
| <b>Full Account Code: 200-9131</b> |      |                                | 6,099.49           | 0.00               | 0.00               | 6,099.49           | 0.00                   | 0.00               | 6,099.49             | 0.00                | 0.00                |
| 200                                | 9131 | DRAMA CLUB                     | \$ 6,099.49        | \$ 0.00            | \$ 0.00            | \$ 6,099.49        | \$ 0.00                | \$ 0.00            | \$ 6,099.49          | \$ 0.00             | \$ 0.00             |
|                                    |      |                                | <b>\$ 6,099.49</b> | <b>\$ 0.00</b>     | <b>\$ 0.00</b>     | <b>\$ 6,099.49</b> | <b>\$ 0.00</b>         | <b>\$ 0.00</b>     | <b>\$ 6,099.49</b>   | <b>\$ 0.00</b>      | <b>\$ 0.00</b>      |
| <b>Full Account Code: 200-9133</b> |      |                                | 368.65             | 0.00               | 0.00               | 368.65             | 0.00                   | 0.00               | 368.65               | 0.00                | 0.00                |
| 200                                | 9133 | GLEE CLUB                      | \$ 368.65          | \$ 0.00            | \$ 0.00            | \$ 368.65          | \$ 0.00                | \$ 0.00            | \$ 368.65            | \$ 0.00             | \$ 0.00             |
|                                    |      |                                | <b>\$ 368.65</b>   | <b>\$ 0.00</b>     | <b>\$ 0.00</b>     | <b>\$ 368.65</b>   | <b>\$ 0.00</b>         | <b>\$ 0.00</b>     | <b>\$ 368.65</b>     | <b>\$ 0.00</b>      | <b>\$ 0.00</b>      |
| <b>Full Account Code: 200-9330</b> |      |                                | 4,458.83           | 8,386.50           | 7,367.82           | 5,477.51           | 140.00                 | 2,624.80           | 2,852.71             | 20,900.00           | 12,000.00           |
| 200                                | 9330 | FUTURE FARMERS OF AMERICA      | \$ 4,458.83        | \$ 8,386.50        | \$ 7,367.82        | \$ 5,477.51        | \$ 140.00              | \$ 2,624.80        | \$ 2,852.71          | \$ 20,900.00        | \$ 12,000.00        |
|                                    |      |                                | <b>\$ 4,458.83</b> | <b>\$ 8,386.50</b> | <b>\$ 7,367.82</b> | <b>\$ 5,477.51</b> | <b>\$ 140.00</b>       | <b>\$ 2,624.80</b> | <b>\$ 2,852.71</b>   | <b>\$ 20,900.00</b> | <b>\$ 12,000.00</b> |
| <b>Full Account Code: 200-9400</b> |      |                                | 1,128.63           | 0.00               | 194.90             | 933.73             | 0.00                   | 60.80              | 872.93               | 500.00              | 300.00              |
| 200                                | 9400 | HIGH SCHOOL MUSIC DEPARTMENT   | \$ 1,128.63        | \$ 0.00            | \$ 194.90          | \$ 933.73          | \$ 0.00                | \$ 60.80           | \$ 872.93            | \$ 500.00           | \$ 300.00           |
|                                    |      |                                | <b>\$ 1,128.63</b> | <b>\$ 0.00</b>     | <b>\$ 194.90</b>   | <b>\$ 933.73</b>   | <b>\$ 0.00</b>         | <b>\$ 60.80</b>    | <b>\$ 872.93</b>     | <b>\$ 500.00</b>    | <b>\$ 300.00</b>    |
| <b>Full Account Code: 200-9610</b> |      |                                | 513.56             | 0.00               | 0.00               | 513.56             | 0.00                   | 0.00               | 513.56               | 0.00                | 0.00                |
| 200                                | 9610 | ELEMENTARY STUDENT COUNCIL     | \$ 513.56          | \$ 0.00            | \$ 0.00            | \$ 513.56          | \$ 0.00                | \$ 0.00            | \$ 513.56            | \$ 0.00             | \$ 0.00             |
|                                    |      |                                | <b>\$ 513.56</b>   | <b>\$ 0.00</b>     | <b>\$ 0.00</b>     | <b>\$ 513.56</b>   | <b>\$ 0.00</b>         | <b>\$ 0.00</b>     | <b>\$ 513.56</b>     | <b>\$ 0.00</b>      | <b>\$ 0.00</b>      |
| <b>Full Account Code: 200-9630</b> |      |                                | 2,244.28           | 4,858.00           | 6,355.00           | 747.28             | 500.00                 | 331.50             | 415.78               | 6,000.00            | 6,400.00            |
| 200                                | 9630 | HIGH SCHOOL STUDENT COUNCIL    | \$ 2,244.28        | \$ 4,858.00        | \$ 6,355.00        | \$ 747.28          | \$ 500.00              | \$ 331.50          | \$ 415.78            | \$ 6,000.00         | \$ 6,400.00         |
|                                    |      |                                | <b>\$ 2,244.28</b> | <b>\$ 4,858.00</b> | <b>\$ 6,355.00</b> | <b>\$ 747.28</b>   | <b>\$ 500.00</b>       | <b>\$ 331.50</b>   | <b>\$ 415.78</b>     | <b>\$ 6,000.00</b>  | <b>\$ 6,400.00</b>  |
| <b>Full Account Code: 200-9678</b> |      |                                | 0.00               | 979.00             | 756.00             | 223.00             | 0.00                   | 0.00               | 223.00               | 1,000.00            | 900.00              |
| 200                                | 9678 | JR HIGH CLASS ADVISOR          | \$ 0.00            | \$ 979.00          | \$ 756.00          | \$ 223.00          | \$ 0.00                | \$ 0.00            | \$ 223.00            | \$ 1,000.00         | \$ 900.00           |
|                                    |      |                                | <b>\$ 0.00</b>     | <b>\$ 979.00</b>   | <b>\$ 756.00</b>   | <b>\$ 223.00</b>   | <b>\$ 0.00</b>         | <b>\$ 0.00</b>     | <b>\$ 223.00</b>     | <b>\$ 1,000.00</b>  | <b>\$ 900.00</b>    |
| <b>Full Account Code: 200-9680</b> |      |                                | 6,752.94           | 5,286.00           | 5,560.79           | 6,478.15           | 1,882.00               | 2,321.21           | 4,156.94             | 5,000.00            | 6,500.00            |
| 200                                | 9680 | YEARBOOK                       | \$ 6,752.94        | \$ 5,286.00        | \$ 5,560.79        | \$ 6,478.15        | \$ 1,882.00            | \$ 2,321.21        | \$ 4,156.94          | \$ 5,000.00         | \$ 6,500.00         |
|                                    |      |                                | <b>\$ 6,752.94</b> | <b>\$ 5,286.00</b> | <b>\$ 5,560.79</b> | <b>\$ 6,478.15</b> | <b>\$ 1,882.00</b>     | <b>\$ 2,321.21</b> | <b>\$ 4,156.94</b>   | <b>\$ 5,000.00</b>  | <b>\$ 6,500.00</b>  |
| <b>Full Account Code: 200-9710</b> |      |                                | (481.67)           | 0.00               | 0.00               | (481.67)           | 0.00                   | 0.00               | (481.67)             | 430.00              | 350.00              |
| 200                                | 9710 | NATIONAL HONOR SOCIETY         | \$ (481.67)        | \$ 0.00            | \$ 0.00            | \$ (481.67)        | \$ 0.00                | \$ 0.00            | \$ (481.67)          | \$ 430.00           | \$ 350.00           |
|                                    |      |                                | <b>\$ (481.67)</b> | <b>\$ 0.00</b>     | <b>\$ 0.00</b>     | <b>\$ (481.67)</b> | <b>\$ 0.00</b>         | <b>\$ 0.00</b>     | <b>\$ (481.67)</b>   | <b>\$ 430.00</b>    | <b>\$ 350.00</b>    |
| <b>Full Account Code: 300-9001</b> |      |                                | 721.58             | 0.00               | 0.00               | 721.58             | 0.00                   | 0.00               | 721.58               | 0.00                | 0.00                |
| 300                                | 9001 | HIGH SCHOOL ART                | \$ 721.58          | \$ 0.00            | \$ 0.00            | \$ 721.58          | \$ 0.00                | \$ 0.00            | \$ 721.58            | \$ 0.00             | \$ 0.00             |
|                                    |      |                                | <b>\$ 721.58</b>   | <b>\$ 0.00</b>     | <b>\$ 0.00</b>     | <b>\$ 721.58</b>   | <b>\$ 0.00</b>         | <b>\$ 0.00</b>     | <b>\$ 721.58</b>     | <b>\$ 0.00</b>      | <b>\$ 0.00</b>      |
| <b>Full Account Code: 300-9002</b> |      |                                | 5,375.00           | 0.00               | 475.00             | 4,900.00           | 0.00                   | 0.00               | 4,900.00             | 23,000.00           | 22,000.00           |
| 300                                | 9002 | WASHINGTON DC TRIP - 8TH GRADE | \$ 5,375.00        | \$ 0.00            | \$ 475.00          | \$ 4,900.00        | \$ 0.00                | \$ 0.00            | \$ 4,900.00          | \$ 23,000.00        | \$ 22,000.00        |
|                                    |      |                                | <b>\$ 5,375.00</b> | <b>\$ 0.00</b>     | <b>\$ 475.00</b>   | <b>\$ 4,900.00</b> | <b>\$ 0.00</b>         | <b>\$ 0.00</b>     | <b>\$ 4,900.00</b>   | <b>\$ 23,000.00</b> | <b>\$ 22,000.00</b> |
| <b>Full Account Code: 300-9004</b> |      |                                |                    |                    |                    |                    |                        |                    |                      |                     |                     |



## BRADFORD BOARD OF EDUCATION

### Appropriations and Receivables by Cash Account

| Fund                               | SCC  | Description                          | Initial Cash         | FYTD Received        | FYTD Expended       | Fund Balance         | Prior Year<br>Encumbrance | Encumbrance         | Unencumbered<br>Balance | FYTD Receivabl<br>e  | FYTD Appropria<br>ted |
|------------------------------------|------|--------------------------------------|----------------------|----------------------|---------------------|----------------------|---------------------------|---------------------|-------------------------|----------------------|-----------------------|
| 300                                | 9004 | MEDIA-TECH CLASS                     | \$ 5.57              | \$ 0.00              | \$ 0.00             | \$ 5.57              | \$ 0.00                   | \$ 0.00             | \$ 5.57                 | \$ 0.00              | \$ 0.00               |
|                                    |      |                                      | <b>\$ 5.57</b>       | <b>\$ 0.00</b>       | <b>\$ 0.00</b>      | <b>\$ 5.57</b>       | <b>\$ 0.00</b>            | <b>\$ 0.00</b>      | <b>\$ 5.57</b>          | <b>\$ 0.00</b>       | <b>\$ 0.00</b>        |
| <b>Full Account Code: 300-9500</b> |      |                                      |                      |                      |                     |                      |                           |                     |                         |                      |                       |
| 300                                | 9500 | ATHLETIC DIRECTOR                    | 6,130.84             | 83,005.87            | 49,185.80           | 39,950.91            | 3,414.08                  | 19,591.44           | 20,359.47               | 72,362.00            | 71,249.00             |
|                                    |      |                                      | <b>\$ 6,130.84</b>   | <b>\$ 83,005.87</b>  | <b>\$ 49,185.80</b> | <b>\$ 39,950.91</b>  | <b>\$ 3,414.08</b>        | <b>\$ 19,591.44</b> | <b>\$ 20,359.47</b>     | <b>\$ 72,362.00</b>  | <b>\$ 71,249.00</b>   |
| <b>Full Account Code: 300-9501</b> |      |                                      |                      |                      |                     |                      |                           |                     |                         |                      |                       |
| 300                                | 9501 | ATHLETIC DIRECTOR FSN                | 750.00               | 0.00                 | 0.00                | 750.00               | 0.00                      | 0.00                | 750.00                  | 0.00                 | 0.00                  |
|                                    |      |                                      | <b>\$ 750.00</b>     | <b>\$ 0.00</b>       | <b>\$ 0.00</b>      | <b>\$ 750.00</b>     | <b>\$ 0.00</b>            | <b>\$ 0.00</b>      | <b>\$ 750.00</b>        | <b>\$ 0.00</b>       | <b>\$ 0.00</b>        |
| <b>Full Account Code: 300-9553</b> |      |                                      |                      |                      |                     |                      |                           |                     |                         |                      |                       |
| 300                                | 9553 | Athletics-cheerleading Fund Raising  | 182.00               | 0.00                 | 0.00                | 182.00               | 0.00                      | 0.00                | 182.00                  | 200.00               | 0.00                  |
|                                    |      |                                      | <b>\$ 182.00</b>     | <b>\$ 0.00</b>       | <b>\$ 0.00</b>      | <b>\$ 182.00</b>     | <b>\$ 0.00</b>            | <b>\$ 0.00</b>      | <b>\$ 182.00</b>        | <b>\$ 200.00</b>     | <b>\$ 0.00</b>        |
| <b>Full Account Code: 451-9021</b> |      |                                      |                      |                      |                     |                      |                           |                     |                         |                      |                       |
| 451                                | 9021 | TELECOMMUNICATIONS 2019-2020         | 0.00                 | 5,400.00             | 0.00                | 5,400.00             | 0.00                      | 3,600.00            | 1,800.00                | 3,600.00             | 3,600.00              |
|                                    |      |                                      | <b>\$ 0.00</b>       | <b>\$ 5,400.00</b>   | <b>\$ 0.00</b>      | <b>\$ 5,400.00</b>   | <b>\$ 0.00</b>            | <b>\$ 3,600.00</b>  | <b>\$ 1,800.00</b>      | <b>\$ 3,600.00</b>   | <b>\$ 3,600.00</b>    |
| <b>Full Account Code: 467-9920</b> |      |                                      |                      |                      |                     |                      |                           |                     |                         |                      |                       |
| 467                                | 9920 | Student Wellness and Success         | 135,598.11           | 224,874.00           | 53,873.49           | 306,598.62           | 0.00                      | 17,901.83           | 288,696.79              | 224,869.01           | 136,644.00            |
|                                    |      |                                      | <b>\$ 135,598.11</b> | <b>\$ 224,874.00</b> | <b>\$ 53,873.49</b> | <b>\$ 306,598.62</b> | <b>\$ 0.00</b>            | <b>\$ 17,901.83</b> | <b>\$ 288,696.79</b>    | <b>\$ 224,869.01</b> | <b>\$ 136,644.00</b>  |
| <b>Full Account Code: 499-9021</b> |      |                                      |                      |                      |                     |                      |                           |                     |                         |                      |                       |
| 499                                | 9021 | MISCELLANEOUS STATE GRANT FUND       | 0.00                 | 155,921.13           | 55,921.13           | 100,000.00           | 0.00                      | 0.00                | 100,000.00              | 55,921.13            | 55,921.13             |
|                                    |      |                                      | <b>\$ 0.00</b>       | <b>\$ 155,921.13</b> | <b>\$ 55,921.13</b> | <b>\$ 100,000.00</b> | <b>\$ 0.00</b>            | <b>\$ 0.00</b>      | <b>\$ 100,000.00</b>    | <b>\$ 55,921.13</b>  | <b>\$ 55,921.13</b>   |
| <b>Full Account Code: 499-9920</b> |      |                                      |                      |                      |                     |                      |                           |                     |                         |                      |                       |
| 499                                | 9920 | BWC SAFETY GRANT                     | 40,000.00            | 0.00                 | 40,000.00           | 0.00                 | 40,000.00                 | 0.00                | 0.00                    | 0.00                 | 0.00                  |
|                                    |      |                                      | <b>\$ 40,000.00</b>  | <b>\$ 0.00</b>       | <b>\$ 40,000.00</b> | <b>\$ 0.00</b>       | <b>\$ 40,000.00</b>       | <b>\$ 0.00</b>      | <b>\$ 0.00</b>          | <b>\$ 0.00</b>       | <b>\$ 0.00</b>        |
| <b>Full Account Code: 507-9021</b> |      |                                      |                      |                      |                     |                      |                           |                     |                         |                      |                       |
| 507                                | 9021 | ESSER Grant (cares act)              | 0.00                 | 195,989.28           | 97,994.64           | 97,994.64            | 0.00                      | 0.00                | 97,994.64               | 97,994.64            | 97,994.64             |
|                                    |      |                                      | <b>\$ 0.00</b>       | <b>\$ 195,989.28</b> | <b>\$ 97,994.64</b> | <b>\$ 97,994.64</b>  | <b>\$ 0.00</b>            | <b>\$ 0.00</b>      | <b>\$ 97,994.64</b>     | <b>\$ 97,994.64</b>  | <b>\$ 97,994.64</b>   |
| <b>Full Account Code: 510-9021</b> |      |                                      |                      |                      |                     |                      |                           |                     |                         |                      |                       |
| 510                                | 9021 | CORONA VIRUS RELIEF FUND FOR SCHOOLS | 0.00                 | 43,786.00            | 21,893.17           | 21,892.83            | 0.00                      | 0.00                | 21,892.83               | 21,893.17            | 21,893.17             |
|                                    |      |                                      | <b>\$ 0.00</b>       | <b>\$ 43,786.00</b>  | <b>\$ 21,893.17</b> | <b>\$ 21,892.83</b>  | <b>\$ 0.00</b>            | <b>\$ 0.00</b>      | <b>\$ 21,892.83</b>     | <b>\$ 21,893.17</b>  | <b>\$ 21,893.17</b>   |
| <b>Full Account Code: 510-9223</b> |      |                                      |                      |                      |                     |                      |                           |                     |                         |                      |                       |
| 510                                | 9223 | Broadband Ohio Connectivity Grant    | 0.00                 | 13,340.92            | 6,670.46            | 6,670.46             | 0.00                      | 0.00                | 6,670.46                | 6,670.46             | 6,670.46              |
|                                    |      |                                      | <b>\$ 0.00</b>       | <b>\$ 13,340.92</b>  | <b>\$ 6,670.46</b>  | <b>\$ 6,670.46</b>   | <b>\$ 0.00</b>            | <b>\$ 0.00</b>      | <b>\$ 6,670.46</b>      | <b>\$ 6,670.46</b>   | <b>\$ 6,670.46</b>    |
| <b>Full Account Code: 516-9021</b> |      |                                      |                      |                      |                     |                      |                           |                     |                         |                      |                       |
| 516                                | 9021 | TITLE 6B GRANT FOR 2019-2020         | 0.00                 | 159,329.90           | 58,531.94           | 100,797.96           | 0.00                      | 42,354.68           | 58,443.28               | 108,886.62           | 108,886.62            |
|                                    |      |                                      | <b>\$ 0.00</b>       | <b>\$ 159,329.90</b> | <b>\$ 58,531.94</b> | <b>\$ 100,797.96</b> | <b>\$ 0.00</b>            | <b>\$ 42,354.68</b> | <b>\$ 58,443.28</b>     | <b>\$ 108,886.62</b> | <b>\$ 108,886.62</b>  |
| <b>Full Account Code: 572-0000</b> |      |                                      |                      |                      |                     |                      |                           |                     |                         |                      |                       |
| 572                                | 0000 | TITLE I                              | 1,234.36             | 149.45               | 0.00                | 1,383.81             | 0.00                      | 0.00                | 1,383.81                | 0.00                 | 0.00                  |

## BRADFORD BOARD OF EDUCATION

### Appropriations and Receivables by Cash Account

| Fund                               | SCC  | Description                                   | Initial Cash       | FYTD Received       | FYTD Expended       | Fund Balance         | Prior Year Encumbrance | Encumbrance      | Unencumbered Balance | FYTD Receivable      | FYTD Appropriated    |
|------------------------------------|------|-----------------------------------------------|--------------------|---------------------|---------------------|----------------------|------------------------|------------------|----------------------|----------------------|----------------------|
| <b>Full Account Code: 572-9021</b> |      |                                               | <b>\$ 1,234.36</b> | <b>\$ 149.45</b>    | <b>\$ 0.00</b>      | <b>\$ 1,383.81</b>   | <b>\$ 0.00</b>         | <b>\$ 0.00</b>   | <b>\$ 1,383.81</b>   | <b>\$ 0.00</b>       | <b>\$ 0.00</b>       |
| 572                                | 9021 | TITLE ONE 2019-2020 SCHOOL YEAR               | \$ 0.00            | \$ 97,268.76        | \$ 99,513.36        | \$ (2,244.60)        | \$ 0.00                | \$ 108.05        | \$ (2,352.65)        | \$ 115,613.51        | \$ 115,613.51        |
|                                    |      |                                               | <b>\$ 0.00</b>     | <b>\$ 97,268.76</b> | <b>\$ 99,513.36</b> | <b>\$ (2,244.60)</b> | <b>\$ 0.00</b>         | <b>\$ 108.05</b> | <b>\$ (2,352.65)</b> | <b>\$ 115,613.51</b> | <b>\$ 115,613.51</b> |
| <b>Full Account Code: 572-9121</b> |      |                                               | 0.00               | 2,148.88            | 0.00                | 2,148.88             | 0.00                   | 0.00             | 2,148.88             | 0.00                 | 0.00                 |
| 572                                | 9121 | TITLE I DISADVANTAGED CHILDREN                | \$ 0.00            | \$ 2,148.88         | \$ 0.00             | \$ 2,148.88          | \$ 0.00                | \$ 0.00          | \$ 2,148.88          | \$ 0.00              | \$ 0.00              |
|                                    |      |                                               | <b>\$ 0.00</b>     | <b>\$ 2,148.88</b>  | <b>\$ 0.00</b>      | <b>\$ 2,148.88</b>   | <b>\$ 0.00</b>         | <b>\$ 0.00</b>   | <b>\$ 2,148.88</b>   | <b>\$ 0.00</b>       | <b>\$ 0.00</b>       |
| <b>Full Account Code: 587-9021</b> |      |                                               | 0.00               | 0.00                | 0.00                | 0.00                 | 0.00                   | 0.00             | 0.00                 | 875.56               | 875.56               |
| 587                                | 9021 | PRESCHOOL GRANT FOR THE 2019-2020 SCHOOL YEAR | \$ 0.00            | \$ 0.00             | \$ 0.00             | \$ 0.00              | \$ 0.00                | \$ 0.00          | \$ 0.00              | \$ 875.56            | \$ 875.56            |
|                                    |      |                                               | <b>\$ 0.00</b>     | <b>\$ 0.00</b>      | <b>\$ 0.00</b>      | <b>\$ 0.00</b>       | <b>\$ 0.00</b>         | <b>\$ 0.00</b>   | <b>\$ 0.00</b>       | <b>\$ 875.56</b>     | <b>\$ 875.56</b>     |
| <b>Full Account Code: 587-9120</b> |      |                                               | 0.00               | 10.96               | 10.96               | 0.00                 | 0.00                   | 0.00             | 0.00                 | 10.96                | 0.00                 |
| 587                                | 9120 | RESTORATION GRANT 2019-2020                   | \$ 0.00            | \$ 10.96            | \$ 10.96            | \$ 0.00              | \$ 0.00                | \$ 0.00          | \$ 0.00              | \$ 10.96             | \$ 0.00              |
|                                    |      |                                               | <b>\$ 0.00</b>     | <b>\$ 10.96</b>     | <b>\$ 10.96</b>     | <b>\$ 0.00</b>       | <b>\$ 0.00</b>         | <b>\$ 0.00</b>   | <b>\$ 0.00</b>       | <b>\$ 10.96</b>      | <b>\$ 0.00</b>       |
| <b>Full Account Code: 590-9021</b> |      |                                               | 0.00               | 11,994.66           | 0.00                | 11,994.66            | 0.00                   | 0.00             | 11,994.66            | 16,457.26            | 16,457.26            |
| 590                                | 9021 | TITLE IIA FOR THE 2018-2019 SCHOOL YEAR       | \$ 0.00            | \$ 11,994.66        | \$ 0.00             | \$ 11,994.66         | \$ 0.00                | \$ 0.00          | \$ 11,994.66         | \$ 16,457.26         | \$ 16,457.26         |
|                                    |      |                                               | <b>\$ 0.00</b>     | <b>\$ 11,994.66</b> | <b>\$ 0.00</b>      | <b>\$ 11,994.66</b>  | <b>\$ 0.00</b>         | <b>\$ 0.00</b>   | <b>\$ 11,994.66</b>  | <b>\$ 16,457.26</b>  | <b>\$ 16,457.26</b>  |
| <b>Full Account Code: 599-0000</b> |      |                                               | 96.11              | 41.91               | 0.00                | 138.02               | 0.00                   | 0.00             | 138.02               | 45.00                | 0.00                 |
| 599                                | 0000 | OTHER MISC FEDERAL GRANTS                     | \$ 96.11           | \$ 41.91            | \$ 0.00             | \$ 138.02            | \$ 0.00                | \$ 0.00          | \$ 138.02            | \$ 45.00             | \$ 0.00              |
|                                    |      |                                               | <b>\$ 96.11</b>    | <b>\$ 41.91</b>     | <b>\$ 0.00</b>      | <b>\$ 138.02</b>     | <b>\$ 0.00</b>         | <b>\$ 0.00</b>   | <b>\$ 138.02</b>     | <b>\$ 45.00</b>      | <b>\$ 0.00</b>       |
| <b>Full Account Code: 599-9021</b> |      |                                               | 0.00               | 18,609.94           | 8,609.94            | 10,000.00            | 0.00                   | 0.00             | 10,000.00            | 10,035.31            | 10,000.00            |
| 599                                | 9021 | TITLE IV FOR THE 2020-2021 SCHOOL YEAR        | \$ 0.00            | \$ 18,609.94        | \$ 8,609.94         | \$ 10,000.00         | \$ 0.00                | \$ 0.00          | \$ 10,000.00         | \$ 10,035.31         | \$ 10,000.00         |
|                                    |      |                                               | <b>\$ 0.00</b>     | <b>\$ 18,609.94</b> | <b>\$ 8,609.94</b>  | <b>\$ 10,000.00</b>  | <b>\$ 0.00</b>         | <b>\$ 0.00</b>   | <b>\$ 10,000.00</b>  | <b>\$ 10,035.31</b>  | <b>\$ 10,000.00</b>  |
| <b>Full Account Code: 599-9118</b> |      |                                               | 0.00               | 13.60               | 0.00                | 13.60                | 0.00                   | 0.00             | 13.60                | 0.00                 | 0.00                 |
| 599                                | 9118 | MISC. FED. GRANT                              | \$ 0.00            | \$ 13.60            | \$ 0.00             | \$ 13.60             | \$ 0.00                | \$ 0.00          | \$ 13.60             | \$ 0.00              | \$ 0.00              |
|                                    |      |                                               | <b>\$ 0.00</b>     | <b>\$ 13.60</b>     | <b>\$ 0.00</b>      | <b>\$ 13.60</b>      | <b>\$ 0.00</b>         | <b>\$ 0.00</b>   | <b>\$ 13.60</b>      | <b>\$ 0.00</b>       | <b>\$ 0.00</b>       |
| <b>Full Account Code: 599-9120</b> |      |                                               | 6,029.08           | 43,294.09           | 14,827.05           | 34,496.12            | 24.64                  | 24.64            | 34,471.48            | 48,294.09            | 14,974.60            |
| 599                                | 9120 | STRIVING READERS GRANT 2019-2020              | \$ 6,029.08        | \$ 43,294.09        | \$ 14,827.05        | \$ 34,496.12         | \$ 24.64               | \$ 24.64         | \$ 34,471.48         | \$ 48,294.09         | \$ 14,974.60         |
|                                    |      |                                               | <b>\$ 6,029.08</b> | <b>\$ 43,294.09</b> | <b>\$ 14,827.05</b> | <b>\$ 34,496.12</b>  | <b>\$ 24.64</b>        | <b>\$ 24.64</b>  | <b>\$ 34,471.48</b>  | <b>\$ 48,294.09</b>  | <b>\$ 14,974.60</b>  |
| <b>Full Account Code: 599-9121</b> |      |                                               | 0.00               | 99,855.49           | 49,855.49           | 50,000.00            | 0.00                   | 516.78           | 49,483.22            | 208,270.00           | 208,370.00           |
| 599                                | 9121 | COMPREHENSIVE LITERACY FY2021 #1              | \$ 0.00            | \$ 99,855.49        | \$ 49,855.49        | \$ 50,000.00         | \$ 0.00                | \$ 516.78        | \$ 49,483.22         | \$ 208,270.00        | \$ 208,370.00        |
|                                    |      |                                               | <b>\$ 0.00</b>     | <b>\$ 99,855.49</b> | <b>\$ 49,855.49</b> | <b>\$ 50,000.00</b>  | <b>\$ 0.00</b>         | <b>\$ 516.78</b> | <b>\$ 49,483.22</b>  | <b>\$ 208,270.00</b> | <b>\$ 208,370.00</b> |
| <b>Full Account Code: 599-9221</b> |      |                                               | 0.00               | 66,376.87           | 30,945.26           | 35,431.61            | 0.00                   | 68.95            | 35,362.66            | 210,432.50           | 210,432.50           |
| 599                                | 9221 | COMPREHENSIVE LITERACY FY2021-#2              | \$ 0.00            | \$ 66,376.87        | \$ 30,945.26        | \$ 35,431.61         | \$ 0.00                | \$ 68.95         | \$ 35,362.66         | \$ 210,432.50        | \$ 210,432.50        |
|                                    |      |                                               | <b>\$ 0.00</b>     | <b>\$ 66,376.87</b> | <b>\$ 30,945.26</b> | <b>\$ 35,431.61</b>  | <b>\$ 0.00</b>         | <b>\$ 68.95</b>  | <b>\$ 35,362.66</b>  | <b>\$ 210,432.50</b> | <b>\$ 210,432.50</b> |

**BRADFORD BOARD OF EDUCATION**  
**Appropriations and Receivables by Cash Account**

| Fund                               | SCC  | Description                   | Initial Cash           | FYTD Received          | FYTD Expended          | Fund Balance           | Prior Year Encumbrance | Encumbrance          | Unencumbered Balance   | FYTDReceivable         | FYTDAppropriated       |
|------------------------------------|------|-------------------------------|------------------------|------------------------|------------------------|------------------------|------------------------|----------------------|------------------------|------------------------|------------------------|
| <b>Full Account Code: 599-9821</b> |      |                               |                        |                        |                        |                        |                        |                      |                        |                        |                        |
| 599                                | 9821 | MISCELLANEOUS FED. GRANT FUND | \$ 0.00                | \$ 20,000.00           | \$ 0.00                | \$ 20,000.00           | \$ 0.00                | \$ 0.00              | \$ 20,000.00           | \$ 0.00                | \$ 0.00                |
|                                    |      |                               | <b>\$ 0.00</b>         | <b>\$ 20,000.00</b>    | <b>\$ 0.00</b>         | <b>\$ 20,000.00</b>    | <b>\$ 0.00</b>         | <b>\$ 0.00</b>       | <b>\$ 20,000.00</b>    | <b>\$ 0.00</b>         | <b>\$ 0.00</b>         |
| <b>Full Account Code: 599-9921</b> |      |                               |                        |                        |                        |                        |                        |                      |                        |                        |                        |
| 599                                | 9921 | REAP FY2021                   | 0.00                   | 0.00                   | 0.00                   | 0.00                   | 0.00                   | 0.00                 | 0.00                   | 0.00                   | 17,265.00              |
|                                    |      |                               | <b>\$ 0.00</b>         | <b>\$ 0.00</b>         | <b>\$ 0.00</b>         | <b>\$ 0.00</b>         | <b>\$ 0.00</b>         | <b>\$ 0.00</b>       | <b>\$ 0.00</b>         | <b>\$ 0.00</b>         | <b>\$ 17,265.00</b>    |
| <b>Grand Total</b>                 |      |                               | <b>\$ 8,946,774.45</b> | <b>\$ 6,263,563.19</b> | <b>\$ 6,019,884.17</b> | <b>\$ 9,190,453.47</b> | <b>\$ 589,160.91</b>   | <b>\$ 980,772.41</b> | <b>\$ 8,209,681.06</b> | <b>\$ 8,463,804.88</b> | <b>\$ 9,902,069.32</b> |